

CS 68

CS 68

R

REYNAERS  
aluminium

Edition 06/2010 (based on 089.C12J.00)





### CS 68 (ramen)

- 1 Vaste elementen
- 2 Opegaande elementen
- 3 Samengestelde elementen
- 4 Koppelingen binnen het systeem

### CS 68 (deuren)

- 5 Naar binnen draaiend
- 6 Naar buiten draaiend

CS 68 Hidden Vent (CS 68-HV)

CS 68 Softline (CS 68-So)

CS 68 Renaissance (CS 68-Re)

CS 68 Front (CS 68-Fr)

CS 68 Pivot Door (CS 68-PD)

CS 68 Automatic Sliding Door (CS 68-AD)

CS 68 Anti-burglary Proof (CS 68-AP)

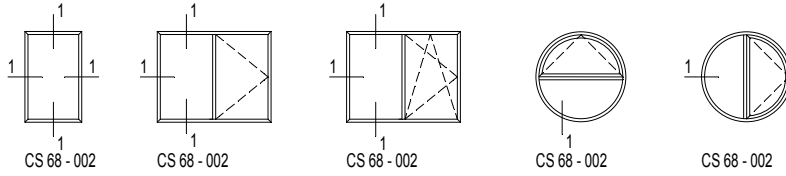
Koppelingen met andere systemen

## CS 68 (Ramen)

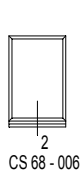


### 1 Vaste elementen

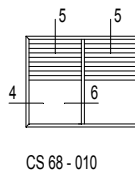
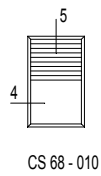
#### Buitenkaders



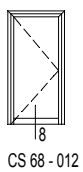
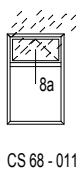
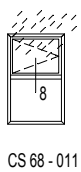
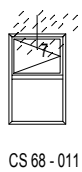
#### Vensterbanken



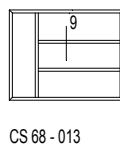
#### Rolluikgeleider



#### Leklijst

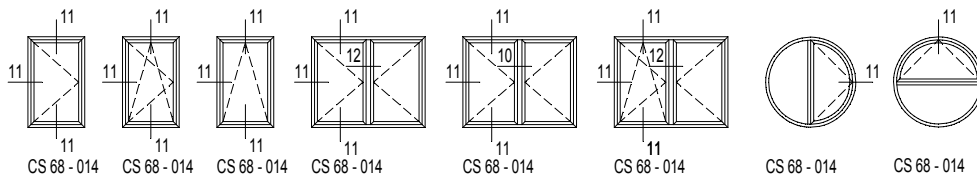


#### Verdeling in vast raam

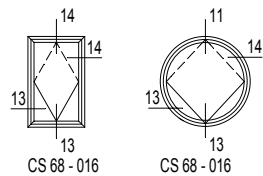


### 2 Opengaande elementen

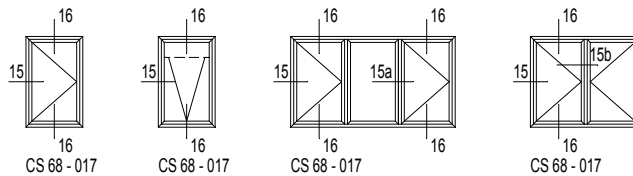
#### Naar binnen opengaande ramen



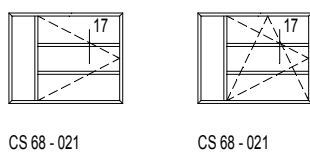
#### Tuimelraam



#### Naar buiten opengaande ramen



#### Verdeling in vleugel

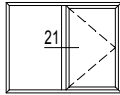




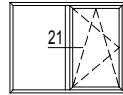


### 3 Samengestelde elementen

T-Profiel

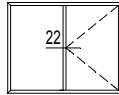


CS 68 - 022

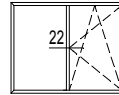


CS 68 - 022

T-Profiel versterkt

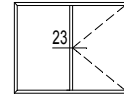


CS 68 - 024

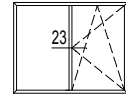


CS 68 - 024

Verstevigingsprofiel

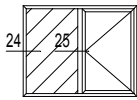


CS 68 - 026



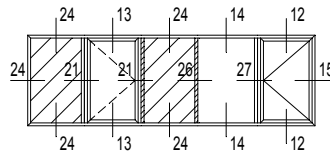
CS 68 - 026

Buitenkaders / T-profiel

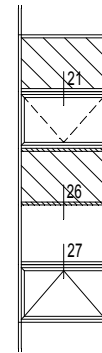


CS 68 - 030

Wisselprofiel buitenbeglazing



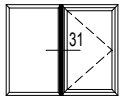
CS 68 - 032



CS 68 - 032

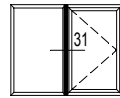
### 4 Koppelingen binnen het systeem

In hetzelfde vlak



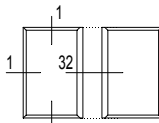
CS 68 - 033

Verbredingsprofiel

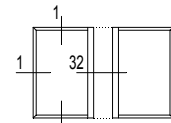


CS 68 - 035

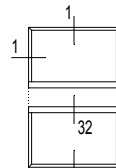
Dilatatie



CS 68 - 034

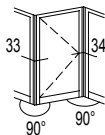


CS 68 - 034

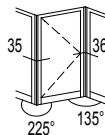


CS 68 - 034

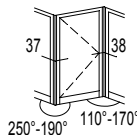
Hoekprofielen



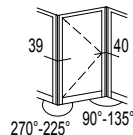
CS 68 - 037  
CS 68 - 038



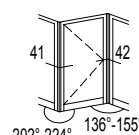
CS 68 - 039



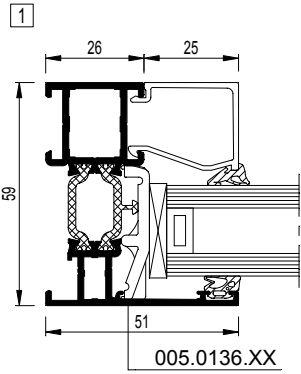
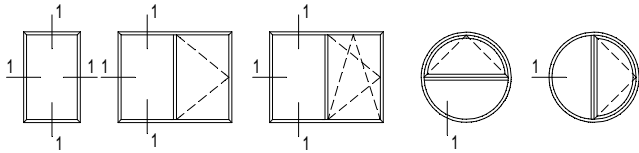
CS 68 - 040



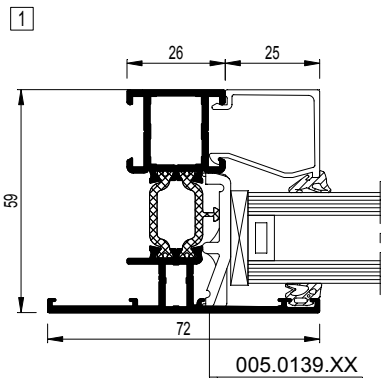
CS 68 - 041



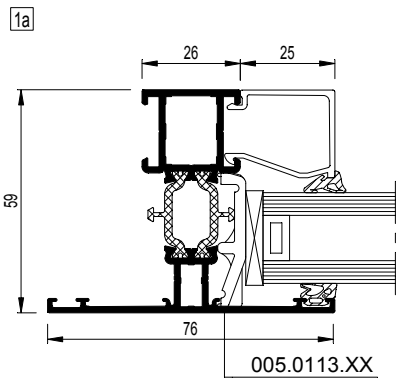
CS 68 - 042



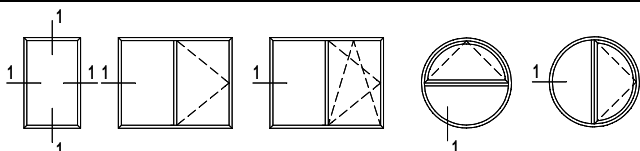
☞ ... .dxf  
 ... .dwg



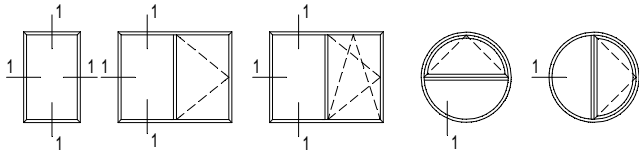
CS68-001005.dxf  
 CS68-001005.dwg



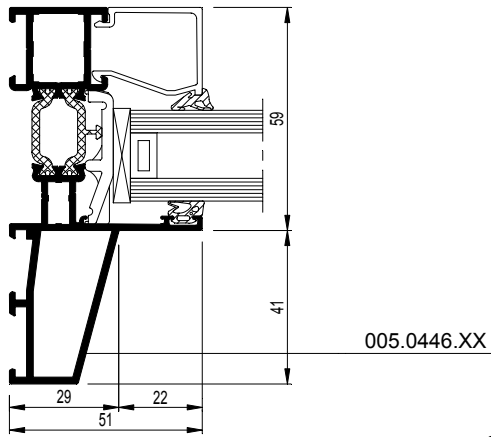
☞ ... .dxf  
 ... .dwg



<p><b>005.0136.XX</b></p> <p><math>I_x = 12.770 \text{ cm}^4</math></p> <p>1 CS68-001001.dxf CS68-001001.dwg</p>	<p><b>005.0183.XX</b></p> <p><math>I_x = 16.663 \text{ cm}^4</math></p> <p>1 CS68-001002.dxf CS68-001002.dwg</p>	<p><b>005.0125.XX</b></p> <p><math>I_x = 19.988 \text{ cm}^4</math></p> <p>1 CS68-001003.dxf CS68-001003.dwg</p>	<p><b>005.0140.XX</b></p> <p><math>I_x = 23.319 \text{ cm}^4</math></p> <p>1 CS68-001004.dxf CS68-001004.dwg</p>
<p><b>005.0139.XX</b></p> <p><math>I_x = 14.727 \text{ cm}^4</math></p> <p>1 CS68-001005.dxf CS68-001005.dwg</p>	<p><b>005.0141.XX</b></p> <p><math>I_x = 15.491 \text{ cm}^4</math></p> <p>1 CS68-001006.dxf CS68-001006.dwg</p>	<p><b>005.1541.XX</b></p> <p><math>I_x = 17.620 \text{ cm}^4</math></p> <p>1 CS68-001014.dxf CS68-001014.dwg</p>	<p><b>005.0197.XX</b></p> <p><math>I_x = 18.024 \text{ cm}^4</math></p> <p>1 CS68-001007.dxf CS68-001007.dwg</p>
<p><b>008.0514.XX</b></p> <p><math>I_x = 19.012 \text{ cm}^4</math></p> <p>1 CS68-001023.dxf CS68-001023.dwg</p>	<p><b>005.0438.XX</b></p> <p><math>I_x = 15.632 \text{ cm}^4</math></p> <p>1 CS68-001009.dxf CS68-001009.dwg</p>	<p><b>008.0540.XX</b></p> <p><math>I_x = 24.129 \text{ cm}^4</math></p> <p>1 CS68-001024.dxf CS68-001024.dwg</p>	<p><b>005.2439.XX</b></p> <p><math>I_x = 19.737 \text{ cm}^4</math></p> <p>1 CS68-001008.dxf CS68-001008.dwg</p>
<p><b>005.0113.XX</b></p> <p><math>I_x = 14.901 \text{ cm}^4</math></p> <p>1a CS68-001010.dxf CS68-001010.dwg</p>	<p><b>005.0120.XX</b></p> <p><math>I_x = 18.916 \text{ cm}^4</math></p> <p>1a CS68-001011.dxf CS68-001011.dwg</p>	<p><b>005.0114.XX</b></p> <p><math>I_x = 22.304 \text{ cm}^4</math></p> <p>1a CS68-001012.dxf CS68-001012.dwg</p>	<p><b>005.0123.XX</b></p> <p><math>I_x = 25.678 \text{ cm}^4</math></p> <p>1a CS68-001013.dxf CS68-001013.dwg</p>



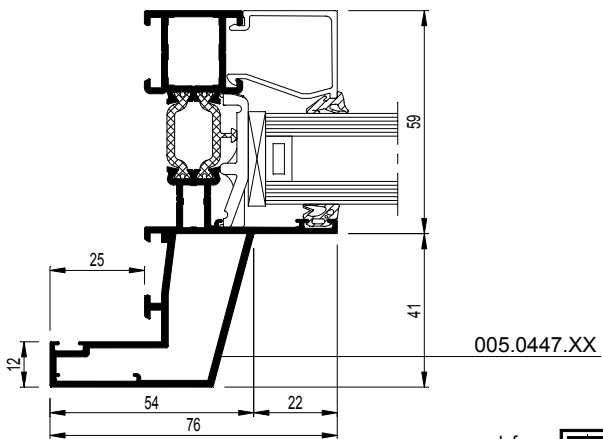
1b



... .dxf  
 ... .dwg

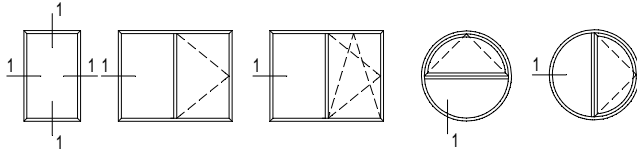


1c



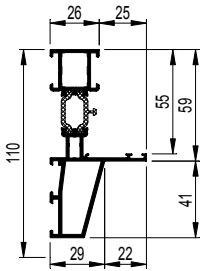
... .dxf  
 ... .dwg





005.0446.XX

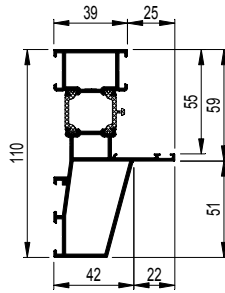
$I_x = 38.088 \text{ cm}^4$



1b CS68-001017.dxf  
 CS68-001017.dwg

005.0452.XX

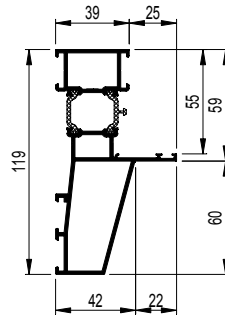
$I_x = 61.96 \text{ cm}^4$



1b CS68-001025.dxf  
 CS68-001025.dwg

005.0448.XX

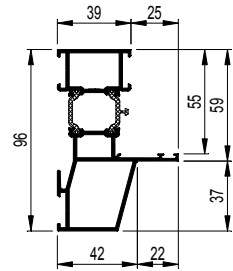
$I_x = 74.740 \text{ cm}^4$



1b CS68-001018.dxf  
 CS68-001018.dwg

005.1455.XX

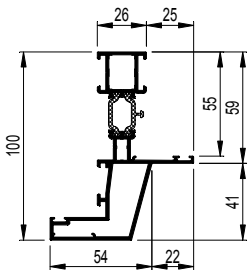
$I_x = 45.688 \text{ cm}^4$



1b CS68-001021.dxf  
 CS68-001021.dwg

005.0447.XX

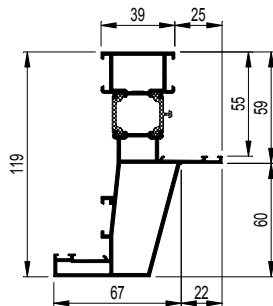
$I_x = 49.134 \text{ cm}^4$



1c CS68-001019.dxf  
 CS68-001019.dwg

005.1449.XX

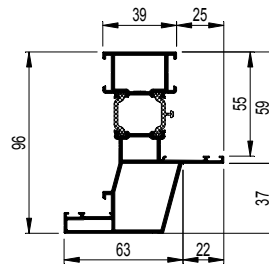
$I_x = 94.329 \text{ cm}^4$



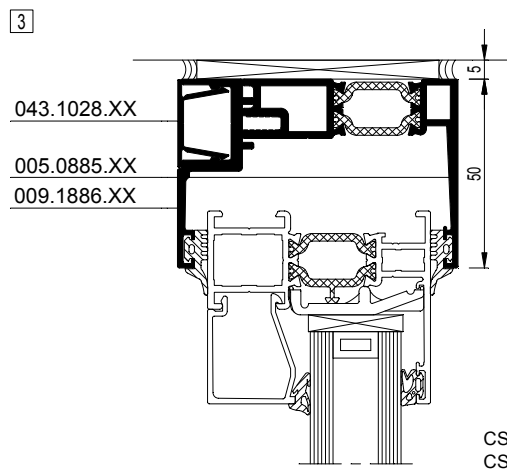
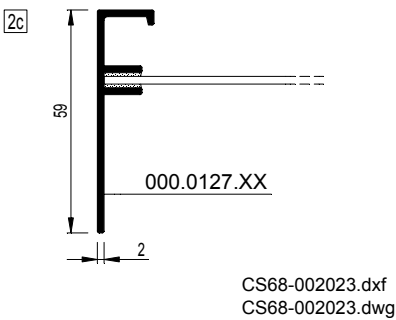
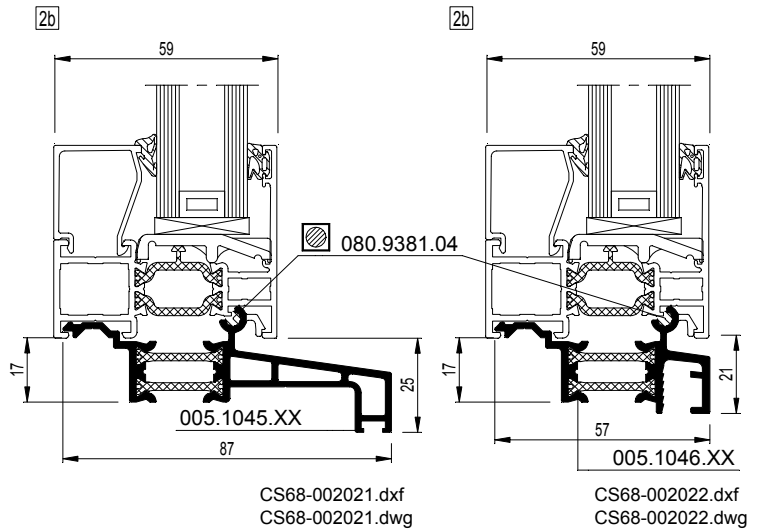
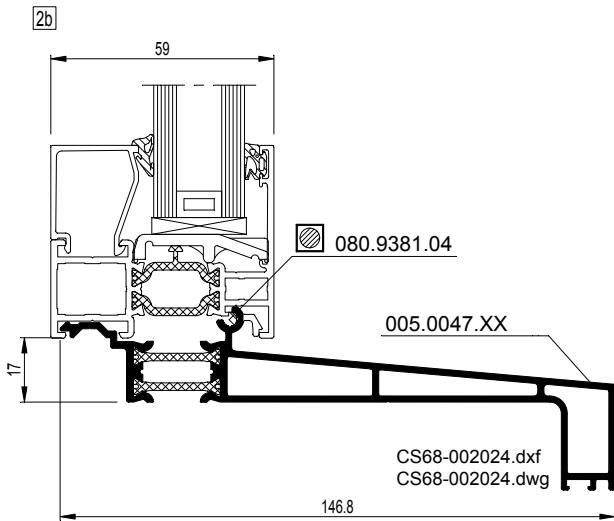
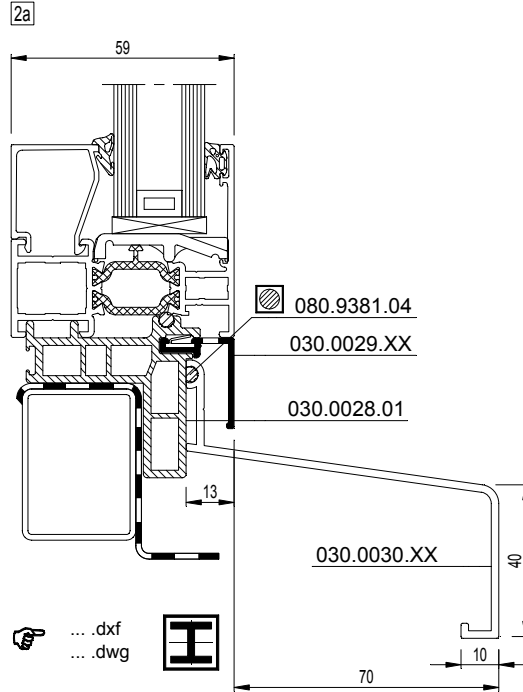
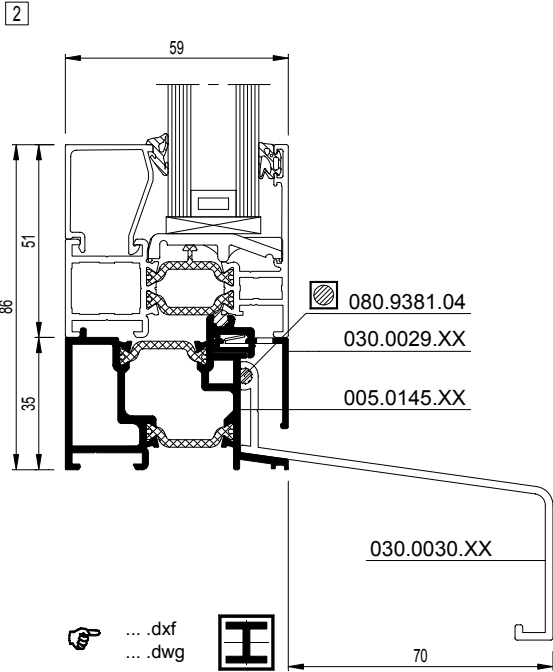
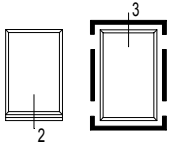
1c CS68-001020.dxf  
 CS68-001020.dwg

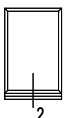
005.1456.XX

$I_x = 55.385 \text{ cm}^4$



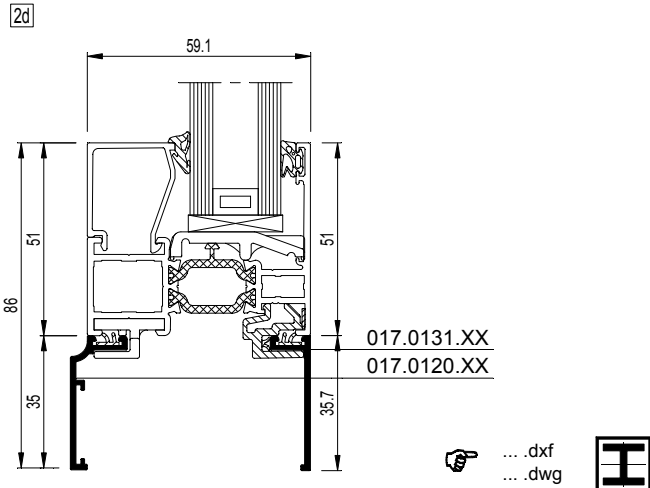
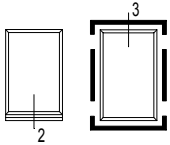
1c CS68-001022.dxf  
 CS68-001022.dwg



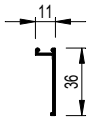


030.0038.XX	2	CS68-002009.dxf CS68-002009.dwg	2a	CS68-002019.dxf CS68-002019.dwg
030.0037.XX	2	CS68-002008.dxf CS68-002008.dwg	2a	CS68-002018.dxf CS68-002018.dwg
030.0036.XX	2	CS68-002007.dxf CS68-002007.dwg	2a	CS68-002017.dxf CS68-002017.dwg
030.0035.XX	2	CS68-002006.dxf CS68-002006.dwg	2a	CS68-002016.dxf CS68-002016.dwg
030.0034.XX	2	CS68-002005.dxf CS68-002005.dwg	2a	CS68-002015.dxf CS68-002015.dwg
030.0033.XX	2	CS68-002004.dxf CS68-002004.dwg	2a	CS68-002014.dxf CS68-002014.dwg
030.0032.XX	2	CS68-002003.dxf CS68-002003.dwg	2a	CS68-002013.dxf CS68-002013.dwg
030.0031.XX	2	CS68-002002.dxf CS68-002002.dwg	2a	CS68-002012.dxf CS68-002012.dwg
030.0030.XX	2	CS68-002001.dxf CS68-002001.dwg	2a	CS68-002011.dxf CS68-002011.dwg
030.0067.XX	2a	CS68-002032.dxf CS68-002032.dwg	2a	CS68-002032.dxf CS68-002032.dwg
030.0066.XX	2a	CS68-002031.dxf CS68-002031.dwg	2a	CS68-002031.dxf CS68-002031.dwg
030.0065.XX	2a	CS68-002030.dxf CS68-002030.dwg	2a	CS68-002030.dxf CS68-002030.dwg
030.0064.XX	2a	CS68-002029.dxf CS68-002029.dwg	2a	CS68-002029.dxf CS68-002029.dwg
030.0063.XX	2a	CS68-002028.dxf CS68-002028.dwg	2a	CS68-002028.dxf CS68-002028.dwg
030.0062.XX	2a	CS68-002027.dxf CS68-002027.dwg	2a	CS68-002027.dxf CS68-002027.dwg
030.0061.XX	2a	CS68-002026.dxf CS68-002026.dwg	2a	CS68-002026.dxf CS68-002026.dwg
030.0060.XX	2a	CS68-002025.dxf CS68-002025.dwg	2a	CS68-002025.dxf CS68-002025.dwg

CS68-3d0001.dxf  
CS68-3d0001.dwg

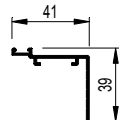


017.0131.XX



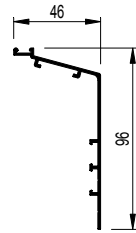
CS68-002050.dxf  
 CS68-002050.dwg

017.0129.XX



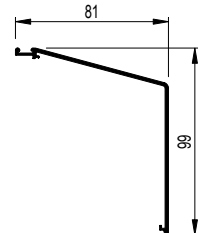
CS68-002055.dxf  
 CS68-002055.dwg

017.0127.XX



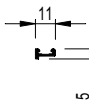
CS68-002056.dxf  
 CS68-002056.dwg

017.5003.XX



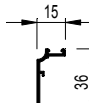
CS68-002057.dxf  
 CS68-002057.dwg

019.4904.XX



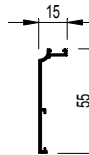
CS68-002054.dxf  
 CS68-002054.dwg

017.0120.XX



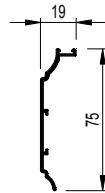
CS68-002050.dxf  
 CS68-002050.dwg

017.0077.XX



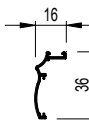
CS68-002051.dxf  
 CS68-002051.dwg

017.0119.XX



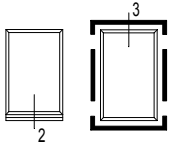
CS68-002052.dxf  
 CS68-002052.dwg

017.0110.XX

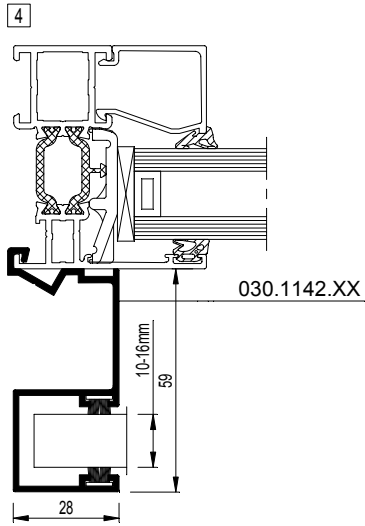
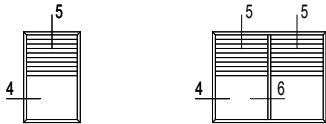


CS68-002053.dxf  
 CS68-002053.dwg

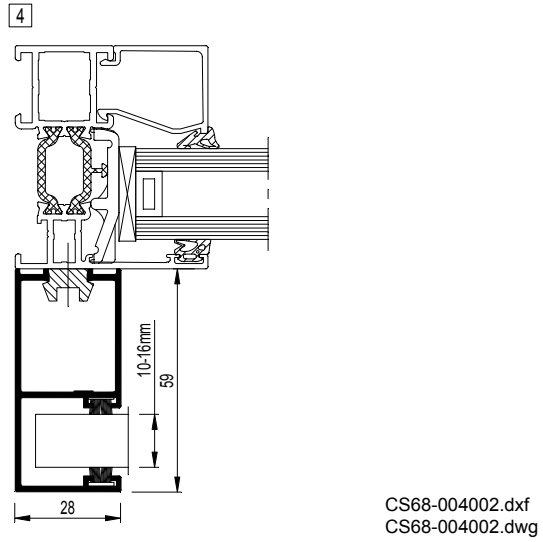




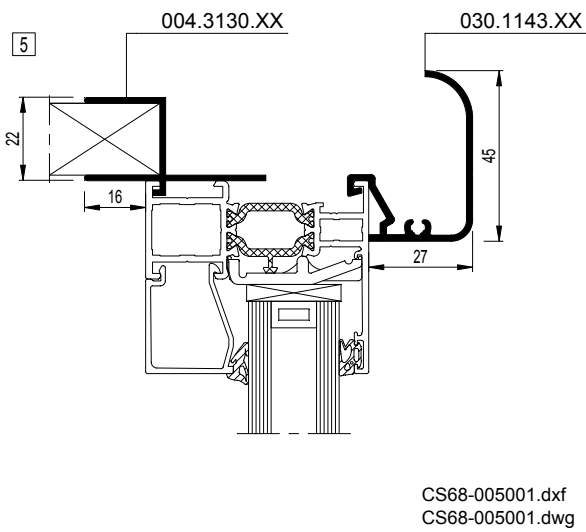
<p><b>017.0189.XX</b></p> <p>CS68-002060.dxf CS68-002060.dwg</p>	<p><b>017.0190.XX</b></p> <p>CS68-002061.dxf CS68-002061.dwg</p>	<p><b>017.0193.XX</b></p> <p>CS68-002062.dxf CS68-002062.dwg</p>	<p><b>017.0197.XX</b></p> <p>CS68-002063.dxf CS68-002063.dwg</p>
<p><b>017.0198.XX</b></p> <p>CS68-002064.dxf CS68-002064.dwg</p>	<p><b>017.0233.XX</b></p> <p>CS68-002065.dxf CS68-002065.dwg</p>	<p><b>017.0199.XX</b></p> <p>CS68-002066.dxf CS68-002066.dwg</p>	<p><b>017.0205.XX</b></p> <p>CS68-002067.dxf CS68-002067.dwg</p>
<p><b>017.0234.XX</b></p> <p>CS68-002068.dxf CS68-002068.dwg</p>	<p><b>017.0235.XX</b></p> <p>CS68-002069.dxf CS68-002069.dwg</p>	<p><b>017.0201.XX</b></p> <p>CS68-002070.dxf CS68-002070.dwg</p>	
<p><b>017.0202.XX</b></p> <p>CS68-002071.dxf CS68-002071.dwg</p>	<p><b>017.0203.XX</b></p> <p>CS68-002072.dxf CS68-002072.dwg</p>	<p><b>017.0204.XX</b></p> <p>CS68-002073.dxf CS68-002073.dwg</p>	<p><b>017.0216.XX</b></p> <p>CS68-002075.dxf CS68-002075.dwg</p>
<p><b>017.0211.XX</b></p> <p>CS68-002076.dxf CS68-002076.dwg</p>	<p><b>017.0212.XX</b></p> <p>CS68-002077.dxf CS68-002077.dwg</p>	<p><b>017.0213.XX</b></p> <p>CS68-002078.dxf CS68-002078.dwg</p>	<p><b>017.0214.XX</b></p> <p>CS68-002079.dxf CS68-002079.dwg</p>



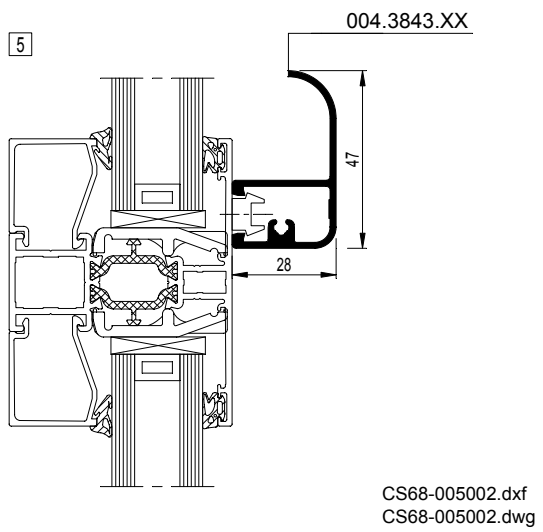
CS68-004001.dxf  
 CS68-004001.dwg



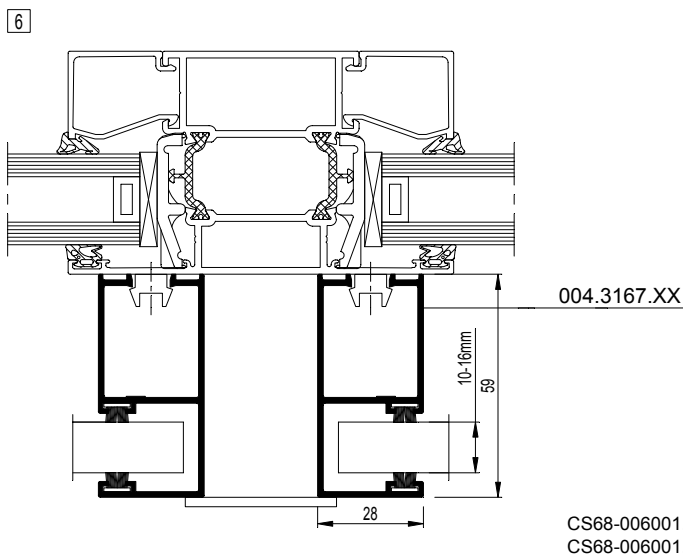
CS68-004002.dxf  
 CS68-004002.dwg



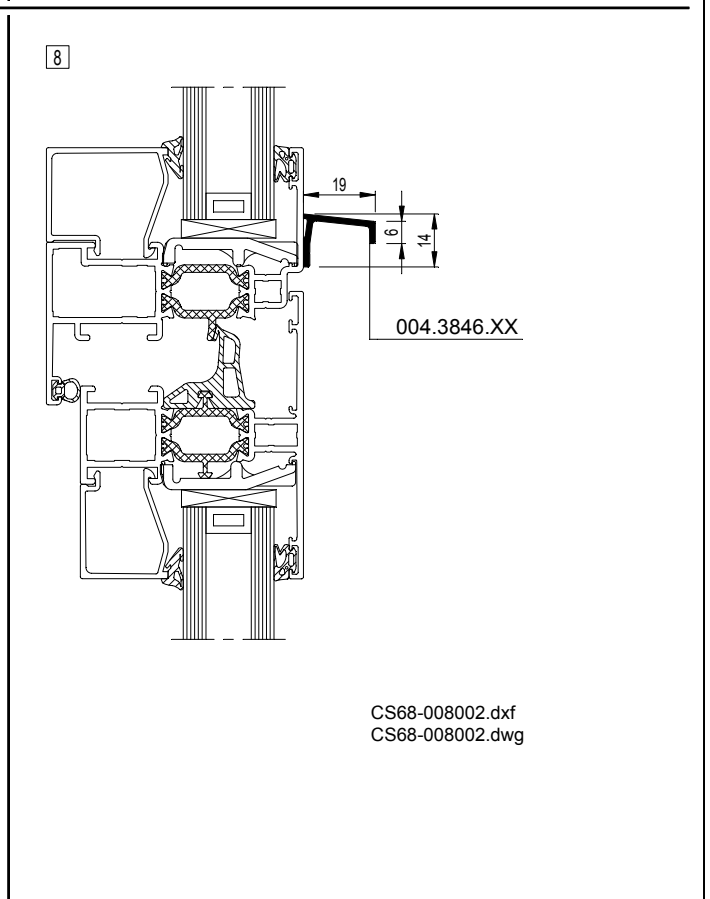
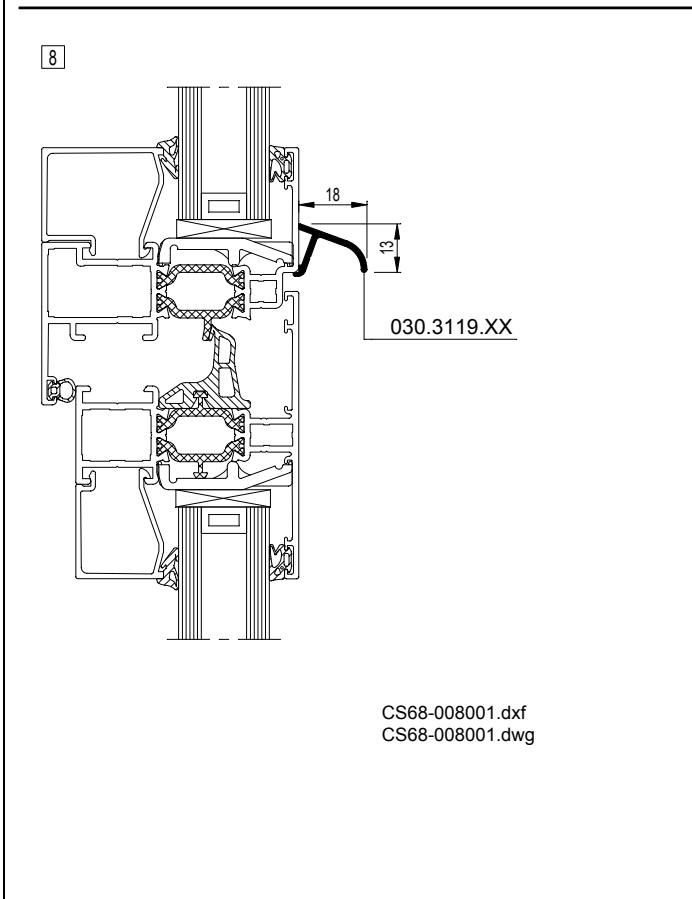
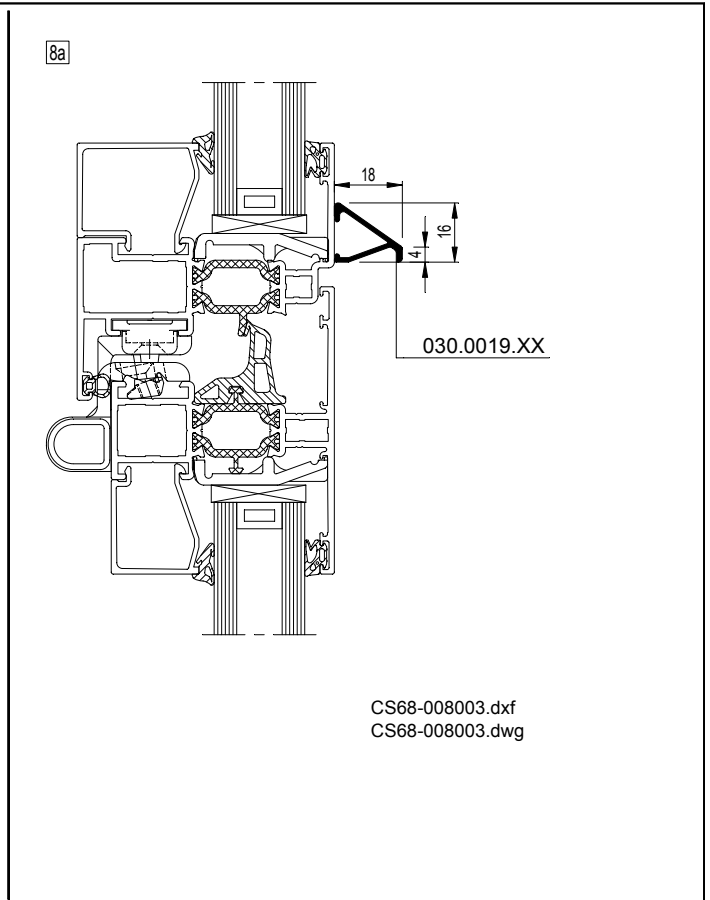
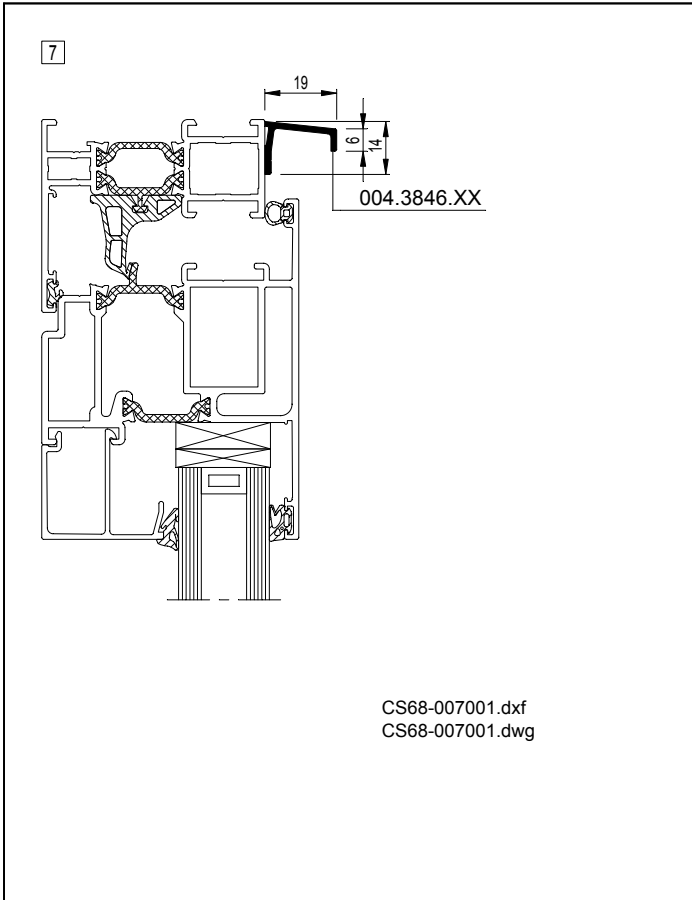
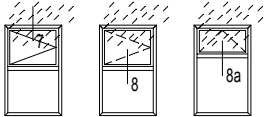
CS68-005001.dxf  
 CS68-005001.dwg

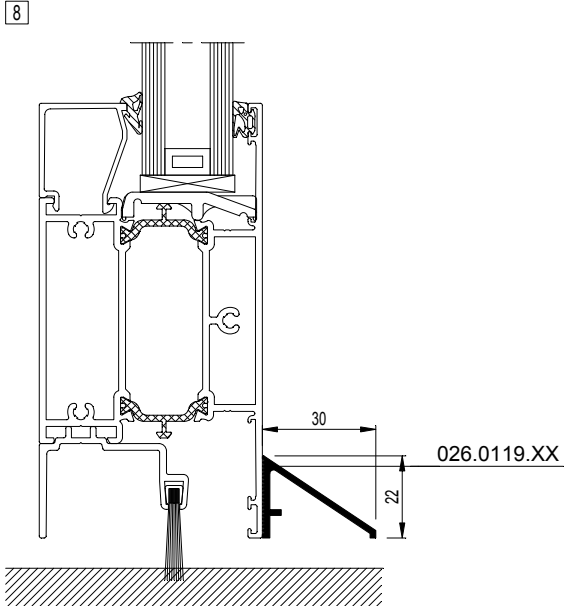
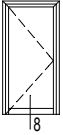


CS68-005002.dxf  
 CS68-005002.dwg

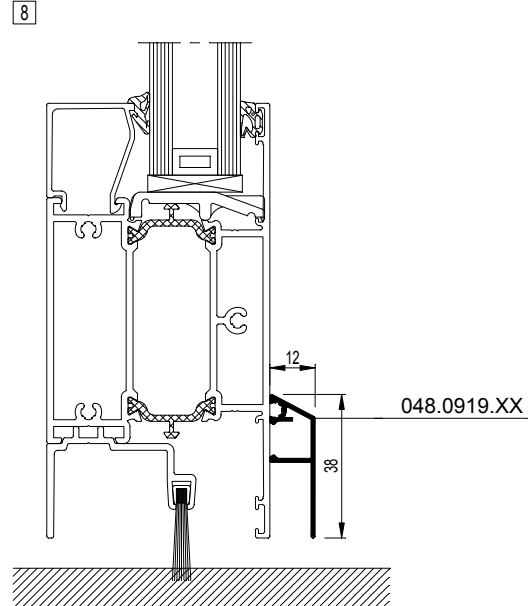


CS68-006001.dxf  
 CS68-006001.dwg

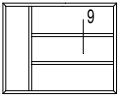




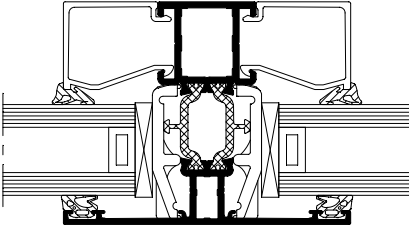
CS68-008004.dxf  
CS68-008004.dwg




CS68-008005.dxf  
CS68-008005.dwg



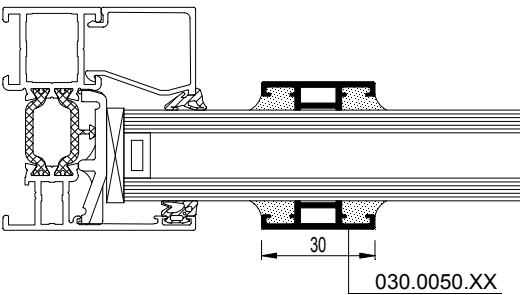
9



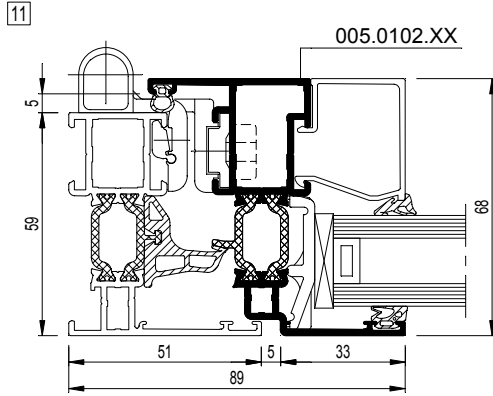
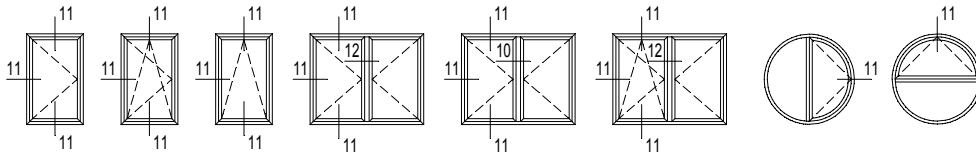
CS68-009003.dxf  
 CS68-009003.dwg

 Zie ook T-profielen blz. 22-23  
 Voire aussi traverse pag. 22-23  
 Look also transom pag. 22-23  
 Siehe auch Sprosse pag. 22-23

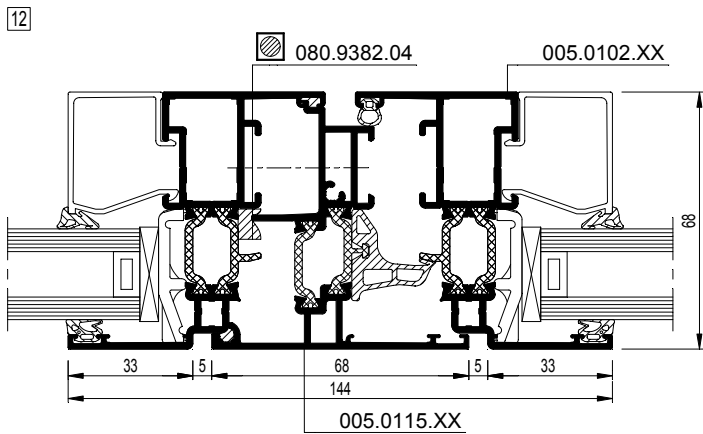
9



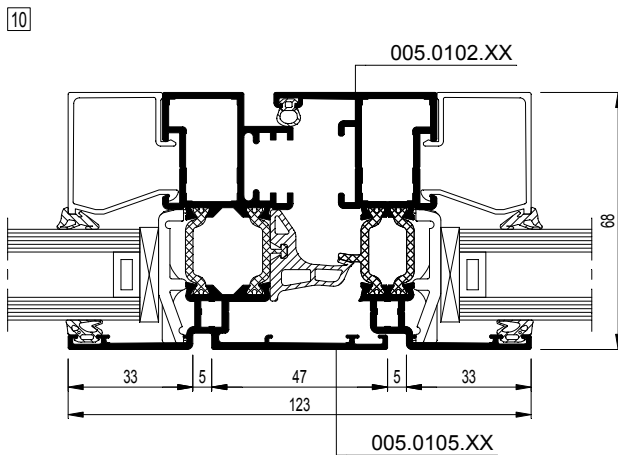
CS68-009002.dxf  
 CS68-009002.dwg



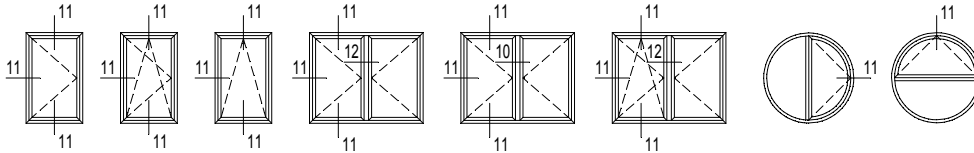
... .dxf  
 ... .dwg



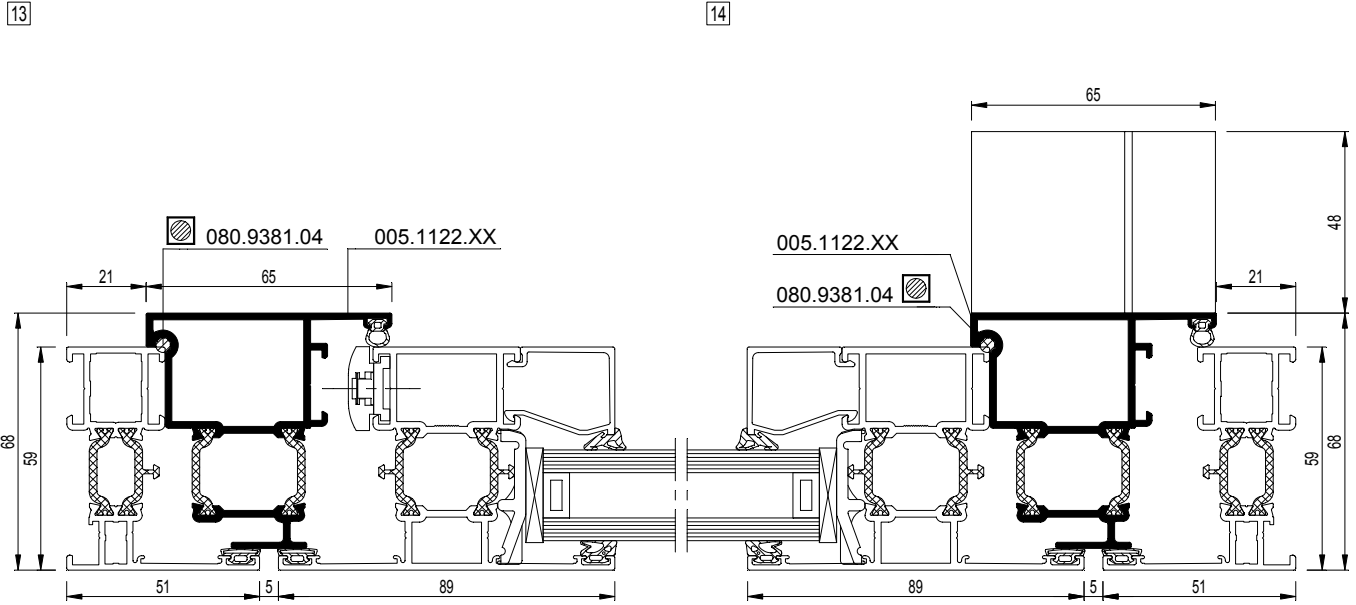
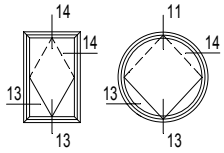
... .dxf  
 ... .dwg



CS68-010001.dxf  
 CS68-010001.dwg



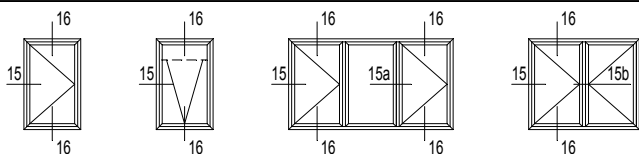
<p><b>005.0102.XX</b></p> <p>lx = 18.351 cm<sup>2</sup></p> <p> <span>11</span> CS68-011001.dxf              CS68-011001.dwg    <span>12</span> CS68-012001.dxf              CS68-012001.dwg    <span>10</span> CS68-010001.dxf              CS68-010001.dwg         </p>	<p><b>005.0192.XX</b></p> <p>lx = 24.588 cm<sup>2</sup></p> <p> <span>11</span> CS68-011002.dxf              CS68-011002.dwg    <span>12</span> CS68-012002.dxf              CS68-012002.dwg         </p>	<p><b>005.0112.XX</b></p> <p>lx = 29.109 cm<sup>2</sup></p> <p> <span>11</span> CS68-011003.dxf              CS68-011003.dwg    <span>12</span> CS68-012003.dxf              CS68-012003.dwg         </p>
<p><b>005.0121.XX</b></p> <p>lx = 33.596 cm<sup>2</sup></p> <p> <span>11</span> CS68-011004.dxf              CS68-011004.dwg    <span>12</span> CS68-012004.dxf              CS68-012004.dwg         </p>		



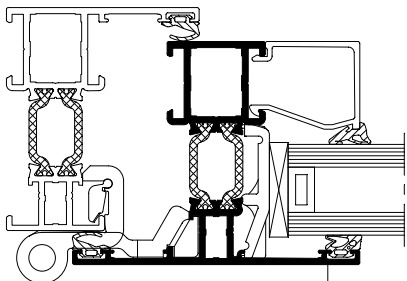
CS68-013001.dxf  
 CS68-013001.dwg

CS68-014001.dxf  
 CS68-014001.dwg





15



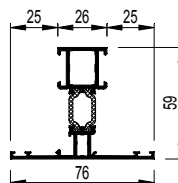
005.1402.XX

... .dxf  
 ... .dwg



005.1402.XX

$I_x = 14.957 \text{ cm}^4$

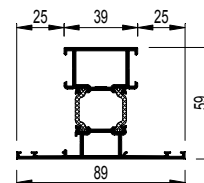


15 CS68-015001.dxf  
 CS68-015001.dwg

16 CS68-016001.dxf  
 CS68-016001.dwg

005.1492.XX

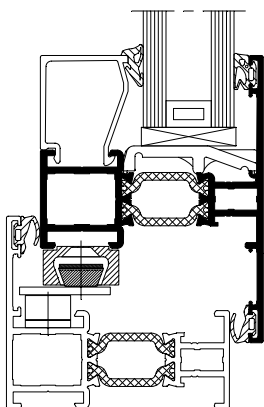
$I_x = 19.002 \text{ cm}^4$



15 CS68-015002.dxf  
 CS68-015002.dwg

16 CS68-016002.dxf  
 CS68-016002.dwg

16



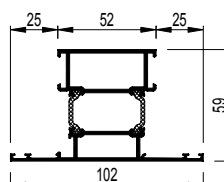
005.1402.XX

... .dxf  
 ... .dwg



005.1412.XX

$I_x = 22.384 \text{ cm}^4$

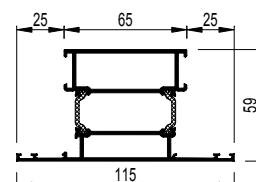


15 CS68-015003.dxf  
 CS68-015003.dwg

16 CS68-016003.dxf  
 CS68-016003.dwg

005.1421.XX

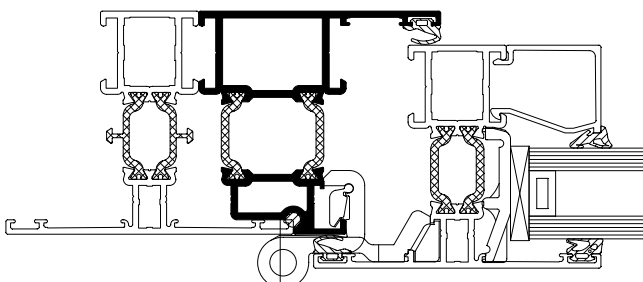
$I_x = 25.762 \text{ cm}^4$



15 CS68-015004.dxf  
 CS68-015004.dwg

16 CS68-016004.dxf  
 CS68-016004.dwg

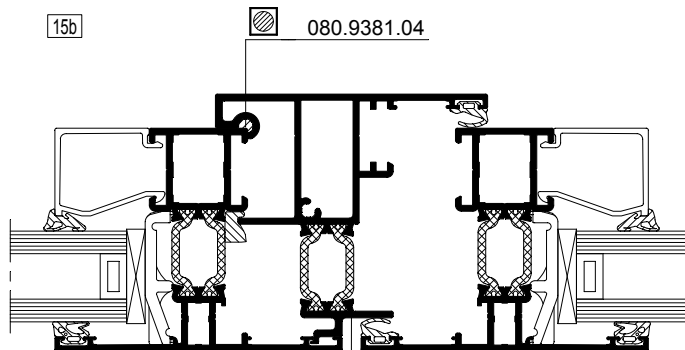
15a



005.1401.XX

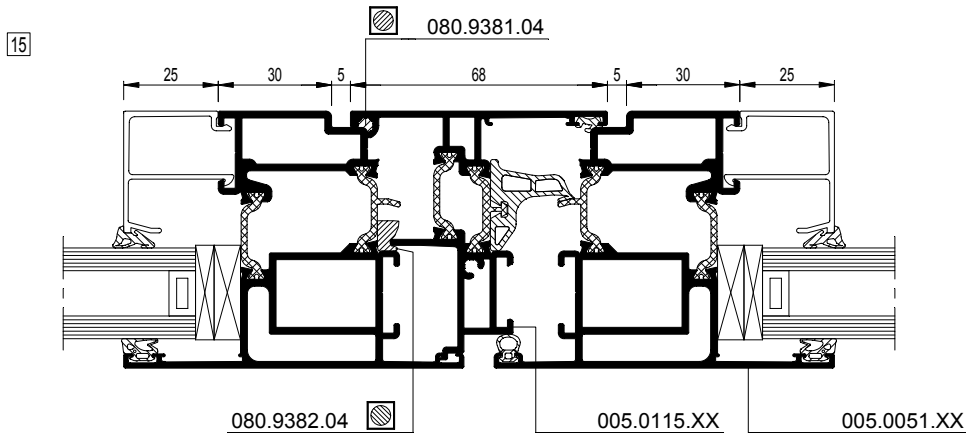
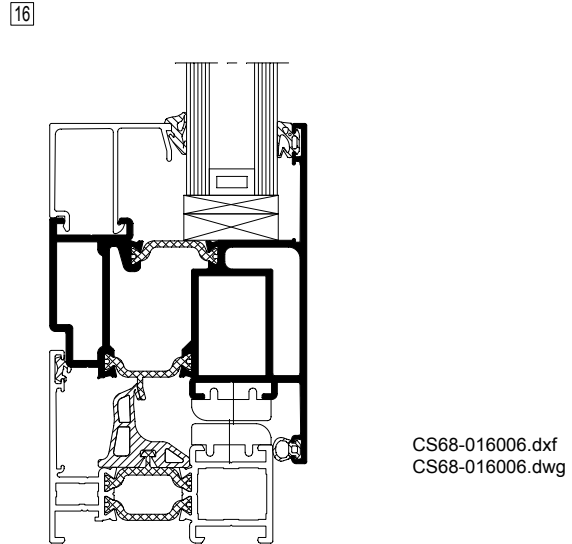
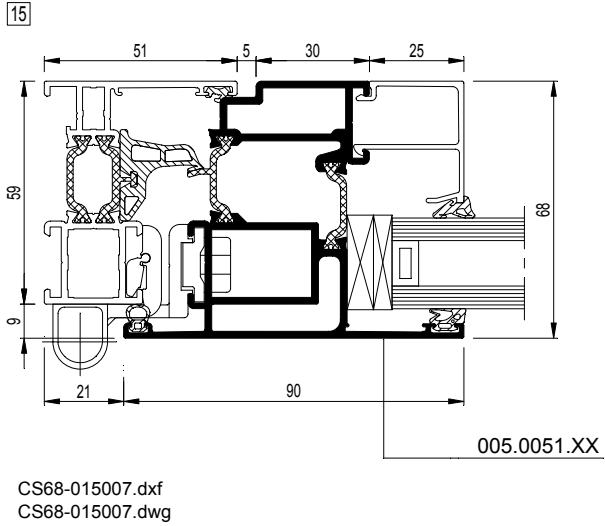
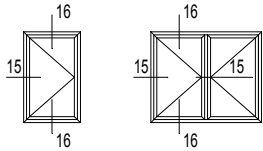
CS68-015005.dxf  
 CS68-015005.dwg

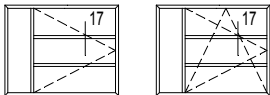
15b



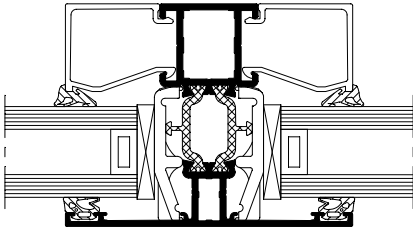
005.1415.XX

CS68-015006.dxf  
 CS68-015006.dwg





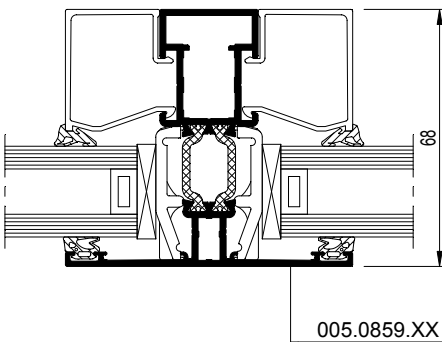
17



CS68-017005.dxf  
 CS68-017005.dwg

Zie ook T-profielen blz. 22-23  
 Voire aussi traverse pag. 22-23  
 Look also transom pag. 22-23  
 Siehe auch Sprosse pag. 22-23

17

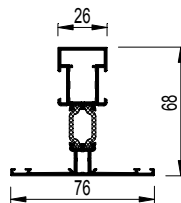


... .dxf  
 ... .dwg



005.0859.XX

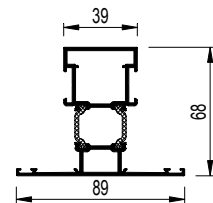
$I_x = 21.044 \text{ cm}^4$



17 CS68-017001.dxf  
 CS68-017001.dwg

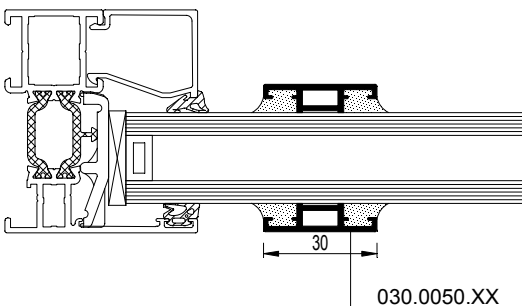
005.0860.XX

$I_x = 26.75 \text{ cm}^4$

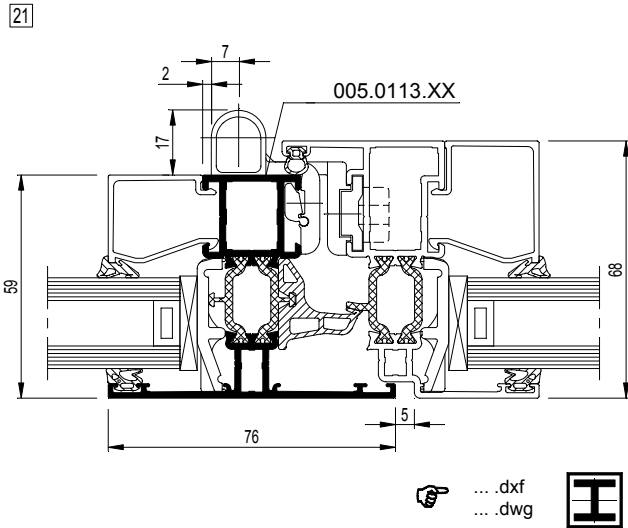
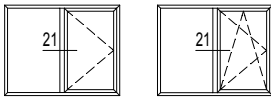


17 CS68-017002.dxf  
 CS68-017002.dwg

17



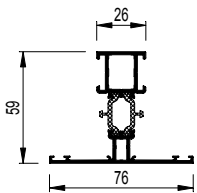
CS68-017004.dxf  
 CS68-017004.dwg



... .dxf  
 ... .dwg

## 005.0113.XX

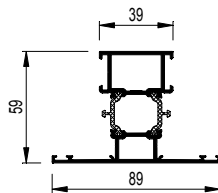
$I_x = 14.901 \text{ cm}^4$



CS68-021001.dxf  
 CS68-021001.dwg

## 005.0120.XX

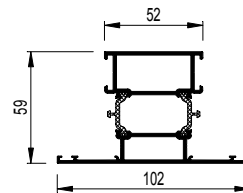
$I_x = 18.916 \text{ cm}^4$



CS68-021002.dxf  
 CS68-021002.dwg

## 005.0114.XX

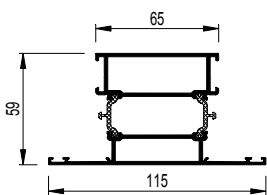
$I_x = 22.304 \text{ cm}^4$



CS68-021003.dxf  
 CS68-021003.dwg

## 005.0123.XX

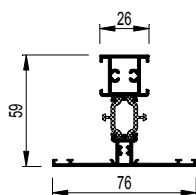
$I_x = 25.678 \text{ cm}^4$



CS68-021004.dxf  
 CS68-021004.dwg

## 005.0813.XX

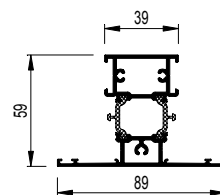
$I_x = 16.254 \text{ cm}^4$



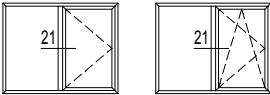
CS68-021005.dxf  
 CS68-021005.dwg

## 005.0820.XX

$I_x = 20.608 \text{ cm}^4$

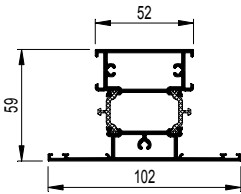


CS68-021006.dxf  
 CS68-021006.dwg



## 005.0814.XX

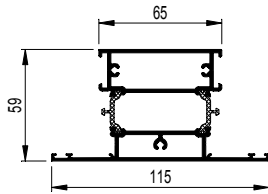
$$I_x = 23.978 \text{ cm}^4$$



[21] CS68-021007.dxf  
 CS68-021007.dwg

## 005.0823.XX

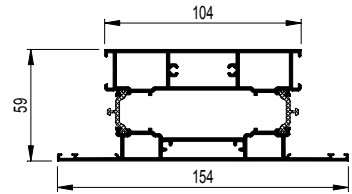
$$I_x = 27.337 \text{ cm}^4$$



[21] CS68-021008.dxf  
 CS68-021008.dwg

## 005.0824.XX

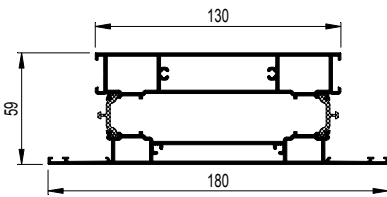
$$I_x = 41.760 \text{ cm}^4$$



[21] CS68-021009.dxf  
 CS68-021009.dwg

## 005.0817.XX

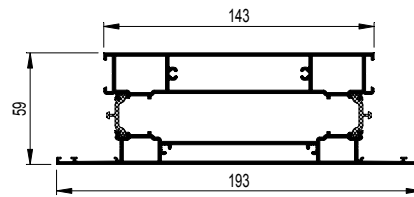
$$I_x = 48.853 \text{ cm}^4$$



[21] CS68-021010.dxf  
 CS68-021010.dwg

## 005.0847.XX

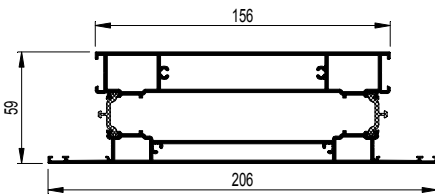
$$I_x = 52.408 \text{ cm}^4$$



[21] CS68-021011.dxf  
 CS68-021011.dwg

## 005.0850.XX

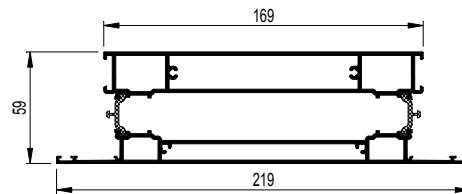
$$I_x = 55.962 \text{ cm}^4$$



[21] CS68-021012.dxf  
 CS68-021012.dwg

## 005.0854.XX

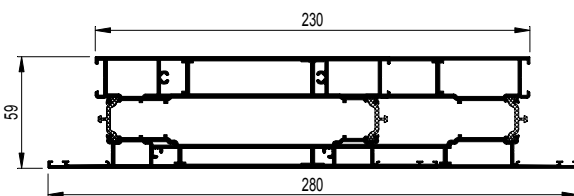
$$I_x = 59.827 \text{ cm}^4$$



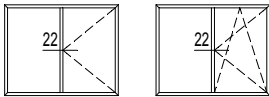
[21] CS68-021013.dxf  
 CS68-021013.dwg

## 005.0155.XX

$$I_x = 86.523 \text{ cm}^4$$

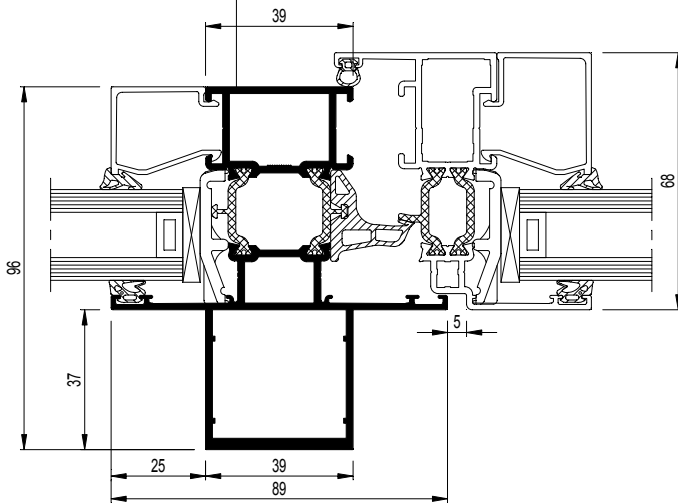


[21] CS68-021014.dxf  
 CS68-021014.dwg

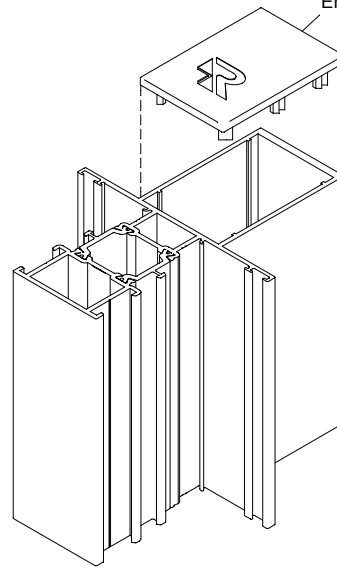


22

005.1100.XX



Einstukken beschikbaar  
 Pieces de finition disponible  
 End parts available  
 Endstücke verfügbar

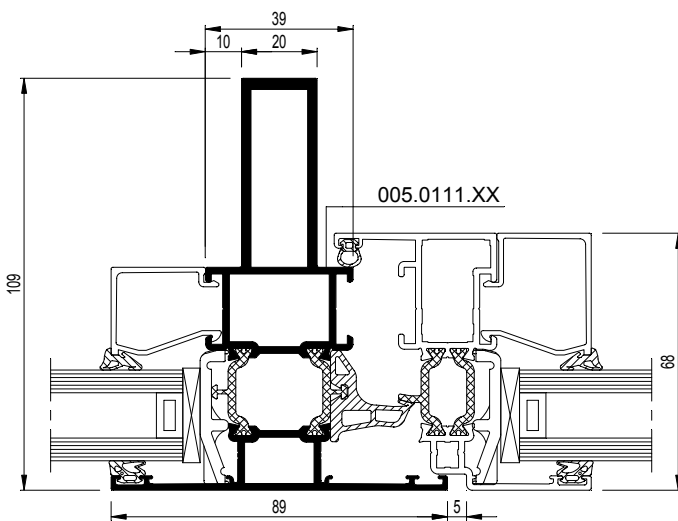


CS68-3d0002.dxf  
 CS68-3d0002.dwg

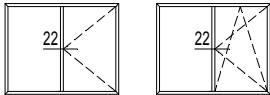
... .dxf  
 ... .dwg



22a

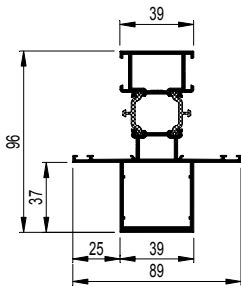


CS68-022008.dxf  
 CS68-022008.dwg



## 005.1100.XX

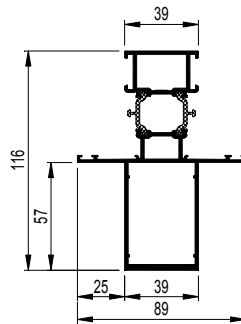
$I_x = 52.808 \text{ cm}^4$



CS68-022001.dxf  
 CS68-022001.dwg

## 005.1109.XX

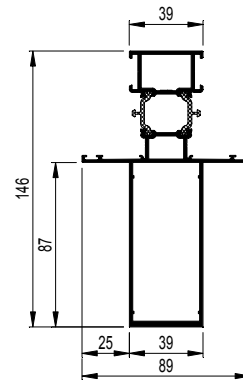
$I_x = 83.486 \text{ cm}^4$



CS68-022002.dxf  
 CS68-022002.dwg

## 005.1110.XX

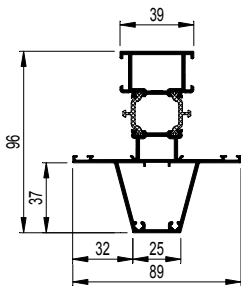
$I_x = 151.909 \text{ cm}^4$



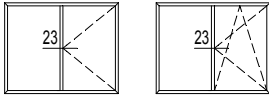
CS68-022003.dxf  
 CS68-022003.dwg

## 005.0420.XX

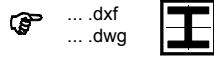
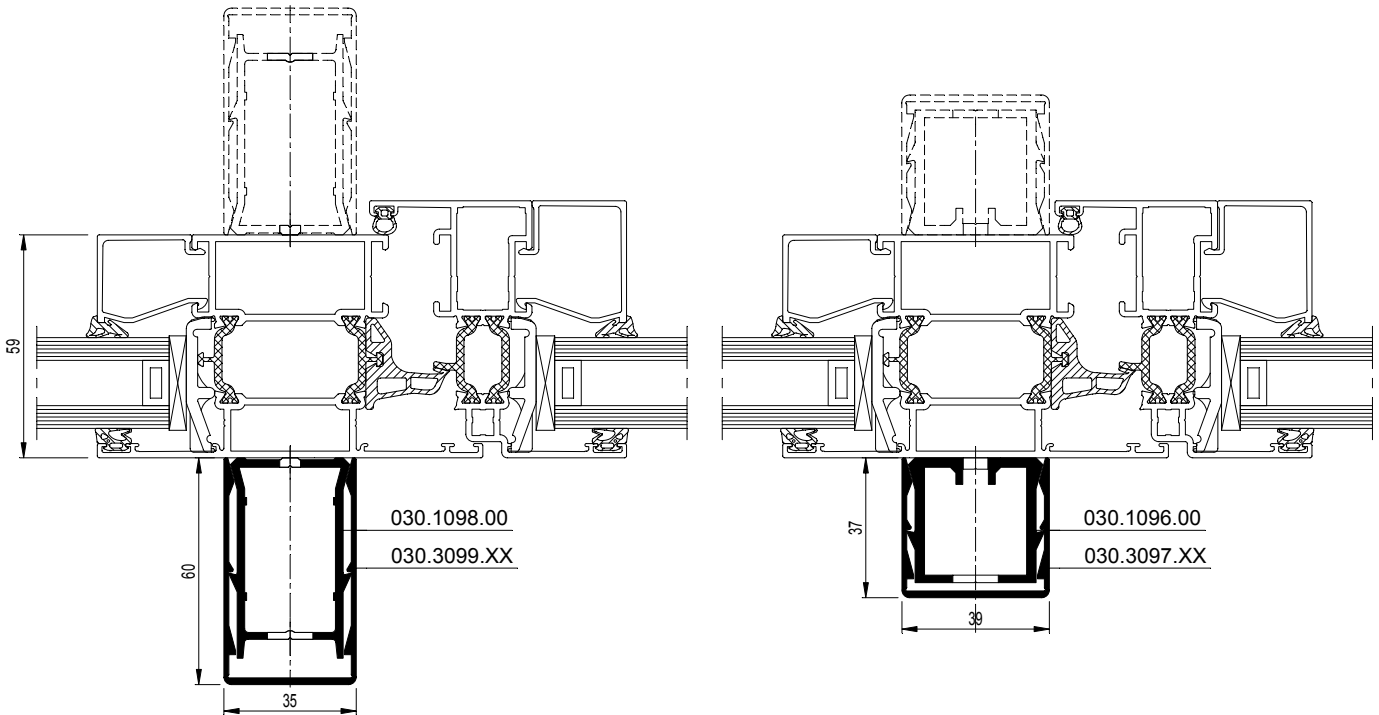
$I_x = 45.079 \text{ cm}^4$



CS68-022007.dxf  
 CS68-022007.dwg



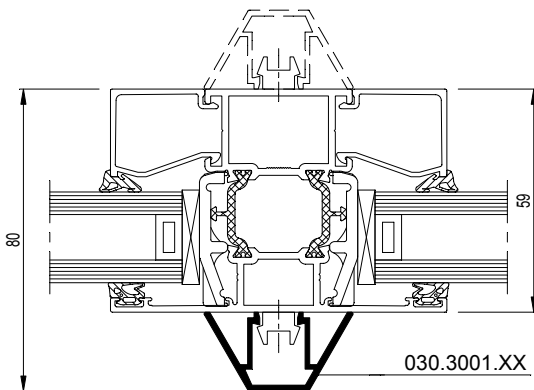
23a



23

Nota : voor keuze van versteviging : zie waarden op blz. 27  
 Note : pour choix de renforcement : voir valeurs page 27  
 Note: For choice of reinforcement, see values on pages 27  
 Nota : für Verstärkungswahl : siehe Werte Seite 27

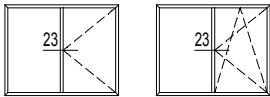
23



CS68-023002.dxf  
 CS68-023002.dwg

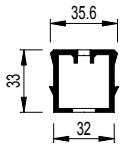
Nota : geen versteviging, enkel esthetiek  
 Note : pas de renforcements, seulement esthétique  
 Note: No reinforcement only aesthetics  
 Nota : keine Verstärkung, nur Ästhetik





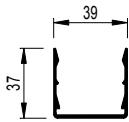
030.1096.00

$I_x = 4.881 \text{ cm}^4$



030.3097.XX

$I_x = 2.767 \text{ cm}^4$

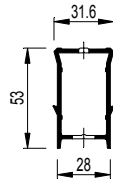


23 CS68-023007.dxf  
 CS68-023007.dwg

23a CS68-023008.dxf  
 CS68-023008.dwg

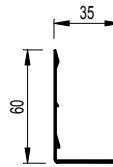
030.1097.00

$I_x = 10.260 \text{ cm}^4$



030.3099.XX

$I_x = 9.625 \text{ cm}^4$

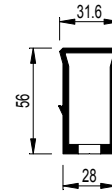


23 CS68-023004.dxf  
 CS68-023004.dwg

23a CS68-023006.dxf  
 CS68-023006.dwg

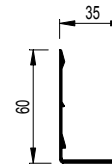
030.1098.00

$I_x = 19.656 \text{ cm}^4$



030.3099.XX

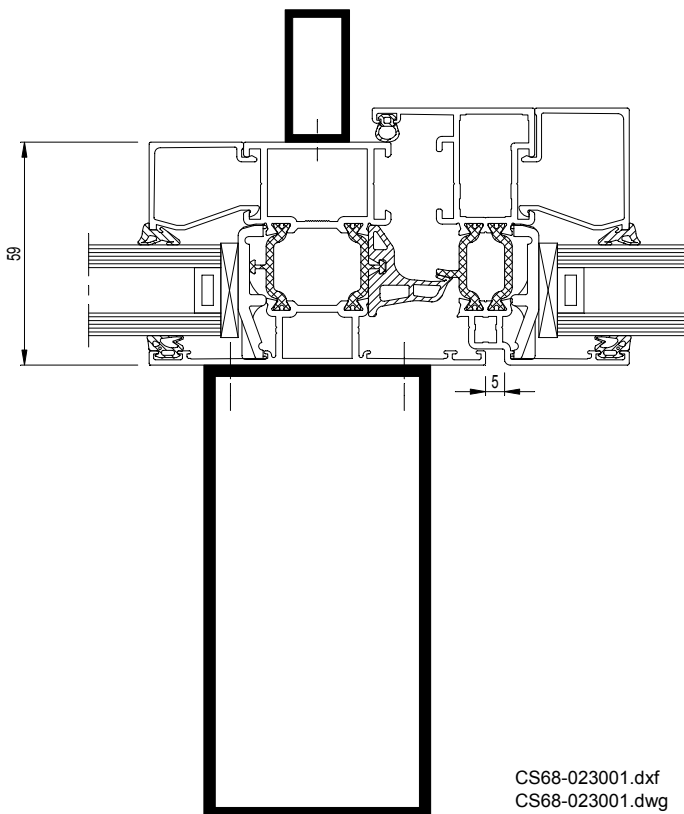
$I_x = 9.625 \text{ cm}^4$



23 CS68-023003.dxf  
 CS68-023003.dwg

23a CS68-023005.dxf  
 CS68-023005.dwg

23



CS68-023001.dxf  
 CS68-023001.dwg

Opmerking: - Verstevinging van binnenzijde + scharnier is niet mogelijk.

- Bevestiging: om de 300 mm

- Bij horizontale verstevinging, gelieve het Reynaers filiaal in uw land te contacteren



Remarque: - Positionnement du renfort à l'intérieur en présence de charnières non possible.

- Fixation: tous les 300 mm

- Pour utilisation comme renfort horizontal, veuillez contacter la succursale Reynaers dans votre pays.

Remark: - Reinforcement of inner side + hinge is not possible in case the inner side of a transom-mullion < 75 mm

- Fixing: every 300 mm

- For horizontal reinforcements, please contact your local Reynaers office.

Anmerkung: - Verstärkung der Innenseite und des Bandes ist unmöglich wenn die Innenseite einer Sprosse < 75 mm

- Befestigung: jede 300 mm

- Bei horizontaler Verstärkung, Bitte kontaktieren Sie Ihre örtliche Reynaers Filiale

<p><b>i</b> Versteving langs binnen Renforcement du côté intérieur Reinforcement inside Verstärkung der Innenseite</p>			<p><b>e</b> Versteving langs buiten Renforcement du côté extérieur Reinforcement outside Verstärkung der Aussenseite</p>							
<p>T-profiel Traverse Transom-mullion Sprosse</p>	Zonder verstevinging Sans renforcement Without reinforcement Ohne Verstärkung		met 030.1096.00 avec 030.1096.00 with mit		met 030.1097.00 avec 030.1097.00 with mit		met 030.1098.00 avec 030.1098.00 with mit			
	lx cm4	Wx cm3	lx cm4	Wx cm3	lx cm4	Wx cm3	lx cm4	Wx cm3		
005.0113.XX 	14.901	4.187	e	38.354	7.241	54.088	9.448	78.876	11.971	
			i	--	--	--	--	--	--	
005.0120.XX 	18.912	5.745	e	45.915	9.194	63.097	10.816	92.067	14.852	
			i	59.382	12.333	79.521	12.325	115.420	19.882	
005.0114.XX 	22.304	6.552	e	51.394	10.681	69.598	11.488	101.467	17.075	
			i	64.332	12.935	85.309	12.829	124.227	20.536	


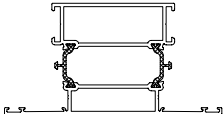
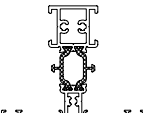
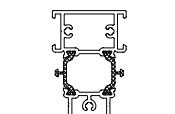
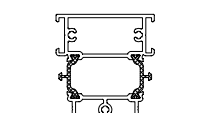
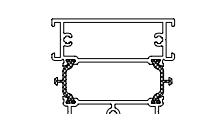
Opmerking: - Versteving van binnenzijde + scharnier is niet mogelijk.  
- Bevestiging: om de 300 mm  
- Bij horizontale versteving, gelieve het Reynaers filiaal in uw land te contacteren

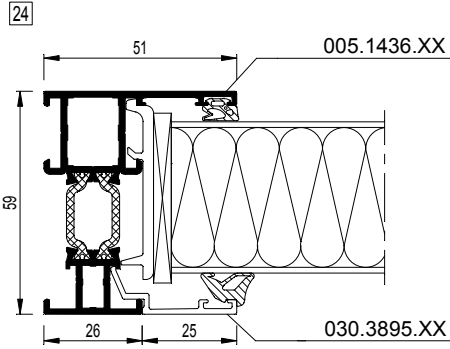
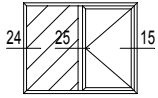


Remarque: - Positionnement du renfort à l'intérieur en présence de charnières non possible.  
- Fixation: tous les 300 mm  
- Pour utilisation comme renfort horizontal, veuillez contacter la succursale Reynaers dans votre pays.

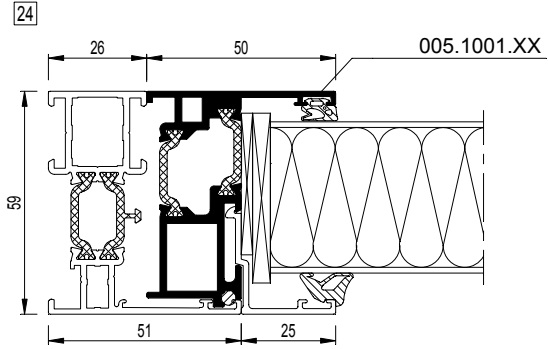
Remark: - Reinforcement of inner side + hinge is not possible in case the inner side of a transom-mullion < 75 mm  
- Fixing: every 300 mm  
- For horizontal reinforcements, please contact your local Reynaers office.

Anmerkung: - Verstärkung der Innenseite und des Bandes ist unmöglich wenn die Innenseite einer Sprosse < 75 mm  
- Befestigung: jede 300 mm  
- Bei horizontaler Verstärkung, Bitte kontaktieren Sie Ihre örtliche Reynaers Filiale

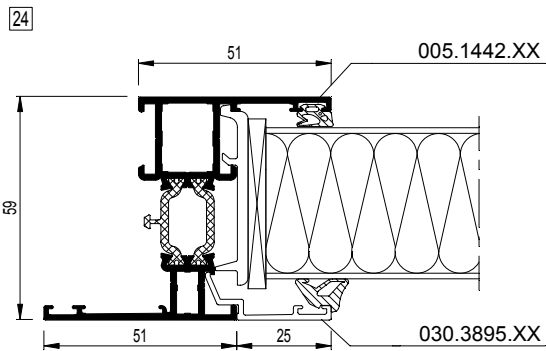
 T-profiel Traverse Transom-mullion Sprosse	Zonder versteving Sans renforcement Without reinforcement Ohne Verstärkung			met 030.1096.00 avec with mit		met 030.1097.00 avec with mit		met 030.1098.00 avec with mit	
	lx cm4	Wx cm3		lx cm4	Wx cm3	lx cm4	Wx cm3	lx cm4	Wx cm3
005.0123.XX 	25.678	7.627	e	56.538	12.135	75.519	12.098	109.943	19.043
			i	69.014	13.518	90.647	13.308	132.187	21.132
005.0813.XX 	16.273	4.712	e	41.733	8.106	58.218	10.309	84.884	13.233
			i	--	--	--	--	--	--
005.0820.XX 	20.608	6.077	e	49.291	10.141	67.210	11.214	98.182	16.299
			i	61.623	12.583	82.142	12.530	119.688	20.144
005.0814.XX 	23.978	7.149	e	54.534	11.609	73.293	11.840	106.942	18.460
			i	66.437	13.180	87.691	13.025	127.989	20.773
005.0823.XX 	27.337	8.220	e	59.449	12.818	78.897	12.418	114.896	19.468
			i	70.996	13.761	92.856	13.499	135.584	21.351



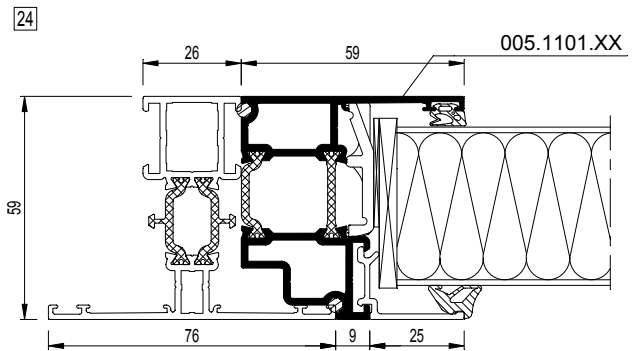
... .dxf  
 ... .dwg



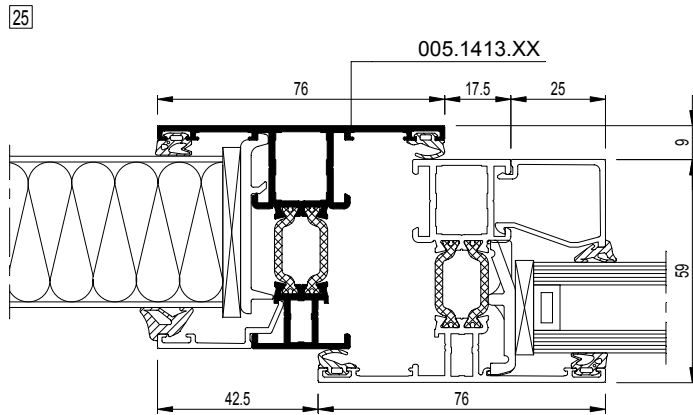
CS68-024006.dxf  
 CS68-024006.dwg



CS68-024005.dxf  
 CS68-024005.dwg

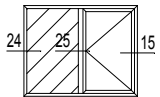


CS68-024007.dxf  
 CS68-024007.dwg



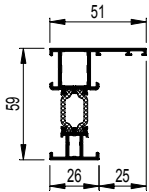
... .dxf  
 ... .dwg





## 005.1436.XX

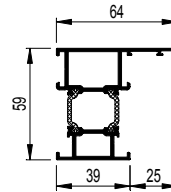
$I_x = 12.244 \text{ cm}^4$



24 CS68-024001.dxf  
 CS68-024001.dwg

## 005.1483.XX

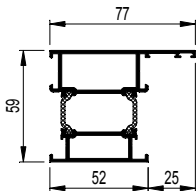
$I_x = 16.371 \text{ cm}^4$



24 CS68-024002.dxf  
 CS68-024002.dwg

## 005.1425.XX

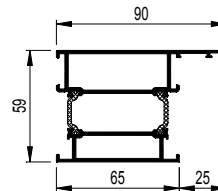
$I_x = 19.855 \text{ cm}^4$



24 CS68-024003.dxf  
 CS68-024003.dwg

## 005.1440.XX

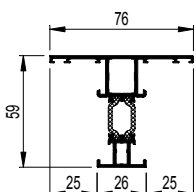
$I_x = 23.292 \text{ cm}^4$



24 CS68-024004.dxf  
 CS68-024004.dwg

## 005.1413.XX

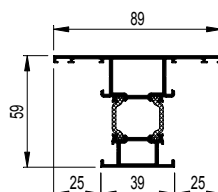
$I_x = 13.98 \text{ cm}^4$



25 CS68-025001.dxf  
 CS68-025001.dwg

## 005.1416.XX

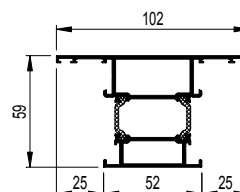
$I_x = 18.408 \text{ cm}^4$



25 CS68-025002.dxf  
 CS68-025002.dwg

## 005.1414.XX

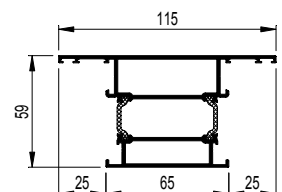
$I_x = 22.071 \text{ cm}^4$



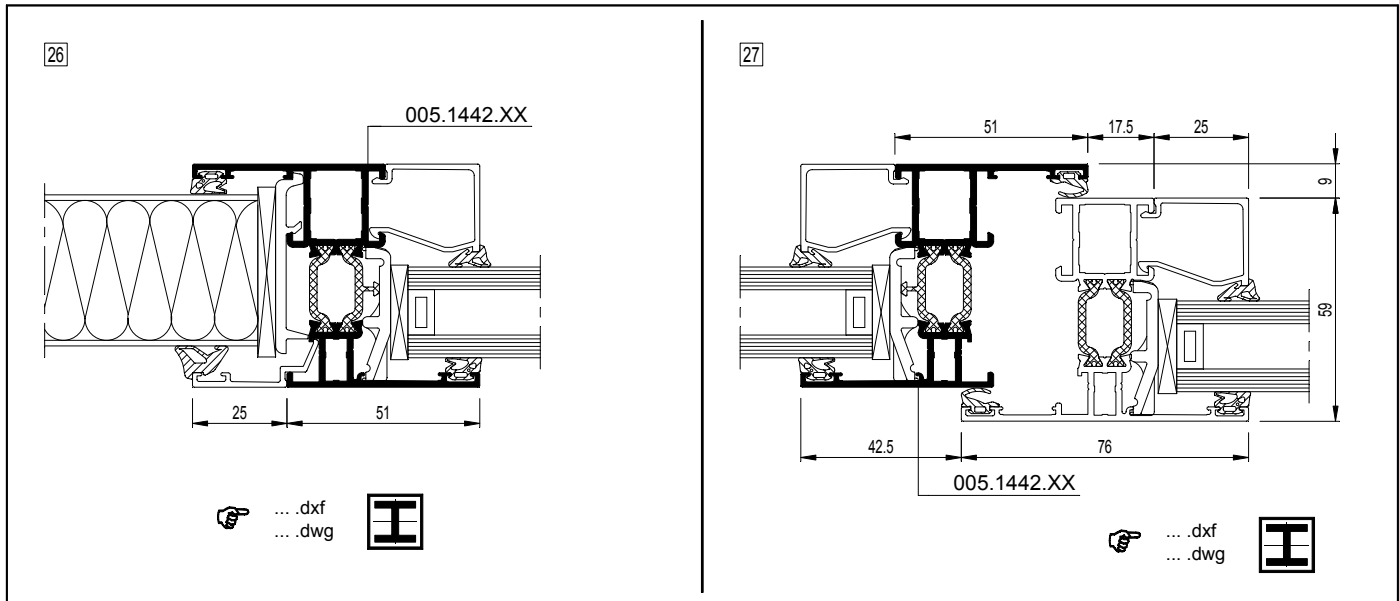
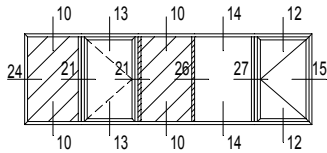
25 CS68-025003.dxf  
 CS68-025003.dwg

## 005.1423.XX

$I_x = 25.642 \text{ cm}^4$

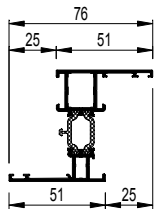


25 CS68-025004.dxf  
 CS68-025004.dwg



## 005.1442.XX

$I_x = 15.881 \text{ cm}^4$

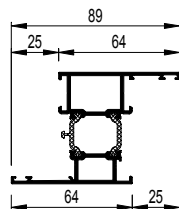


**[26]** CS68-026001.dxf  
CS68-026001.dwg

**[27]** CS68-027001.dxf  
CS68-027001.dwg

## 005.1443.XX

$I_x = 19.794 \text{ cm}^4$

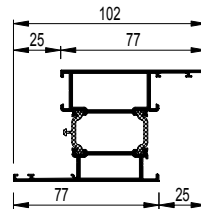


**[26]** CS68-026002.dxf  
CS68-026002.dwg

**[27]** CS68-027002.dxf  
CS68-027002.dwg

## 005.1451.XX

$I_x = 23.143 \text{ cm}^4$

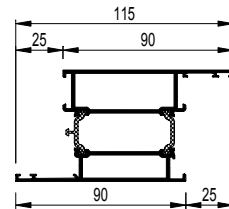


**[26]** CS68-026003.dxf  
CS68-026003.dwg

**[27]** CS68-027003.dxf  
CS68-027003.dwg

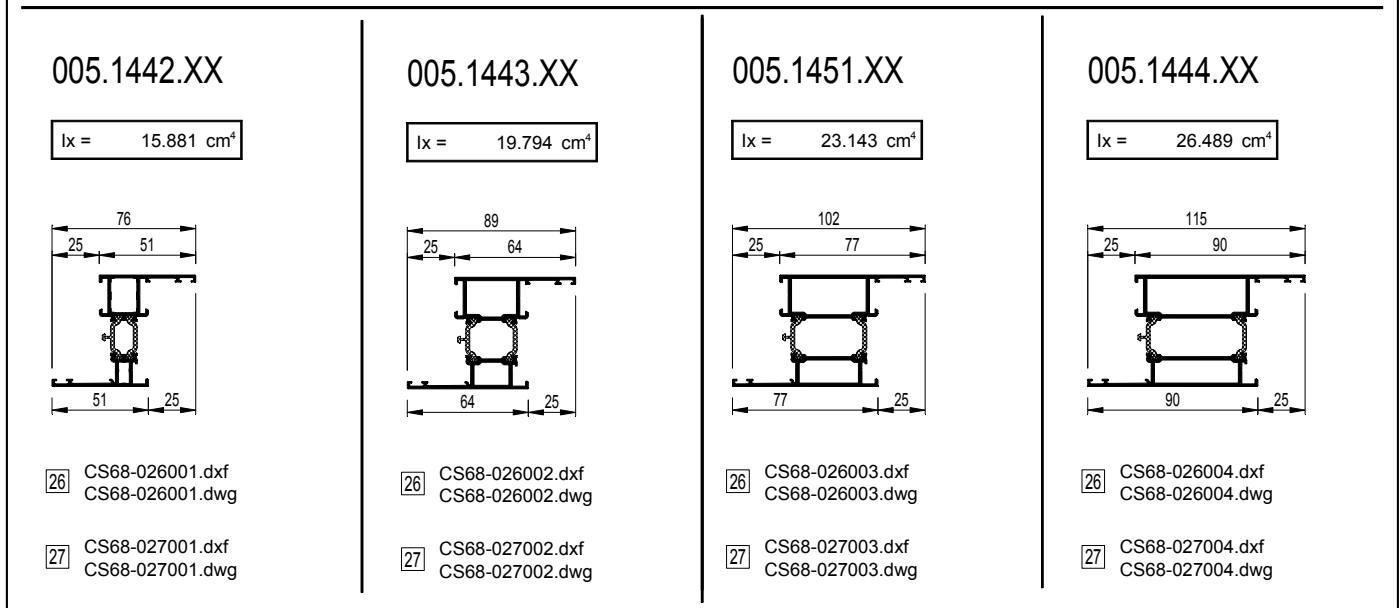
## 005.1444.XX

$I_x = 26.489 \text{ cm}^4$

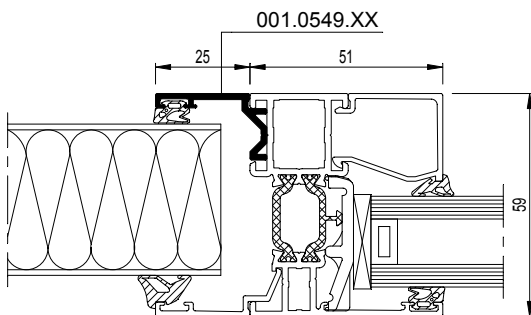


**[26]** CS68-026004.dxf  
CS68-026004.dwg

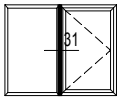
**[27]** CS68-027004.dxf  
CS68-027004.dwg



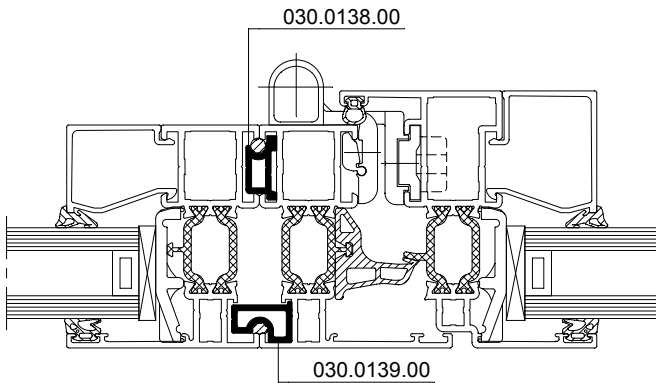
**[26]**



CS68-026005.dxf  
CS68-026005.dwg

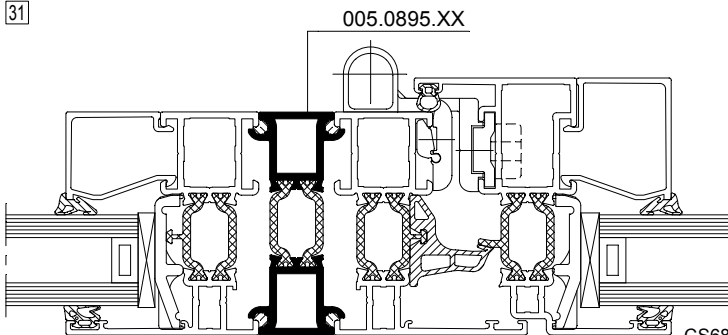


31



CS68-031001.dxf  
 CS68-031001.dwg

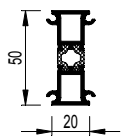
31



CS68-031002.dxf  
 CS68-031002.dwg

001.0895.XX

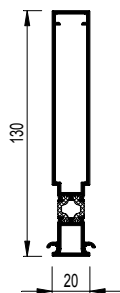
$I_x = 6.969 \text{ cm}^4$



31 CS68-031002.dxf  
 CS68-031002.dwg

006.1971.XX

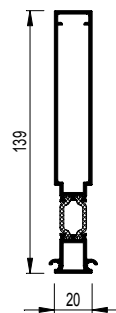
$I_x = 78.845 \text{ cm}^4$



31 CS68-031006.dxf  
 CS68-031006.dwg

006.1972.XX

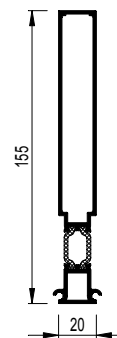
$I_x = 90.480 \text{ cm}^4$



31 CS68-031007.dxf  
 CS68-031007.dwg

006.0371.XX

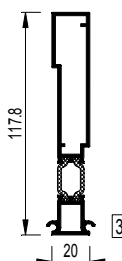
$I_x = 120.097 \text{ cm}^4$




31 CS68-031005.dxf  
 CS68-031005.dwg

005.1837.XX

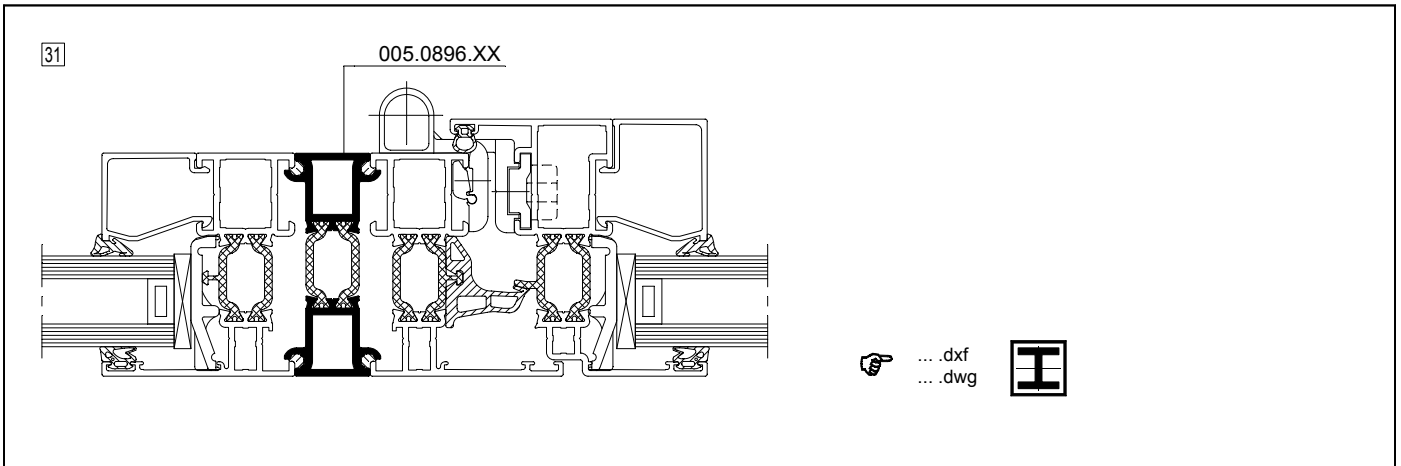
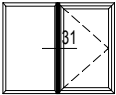
$I_x = 58.021 \text{ cm}^4$



31 CS68-031003.dxf  
 CS68-031003.dwg

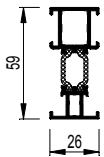






005.0896.XX

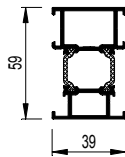
lx = 9.987 cm<sup>4</sup>



31 CS68-031008.dxf  
 CS68-031008.dwg

005.0893.XX

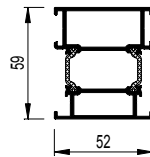
lx = 13.865 cm<sup>4</sup>



31 CS68-031009.dxf  
 CS68-031009.dwg

005.0897.XX

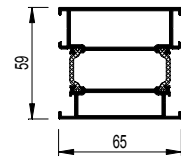
lx = 17.221 cm<sup>4</sup>



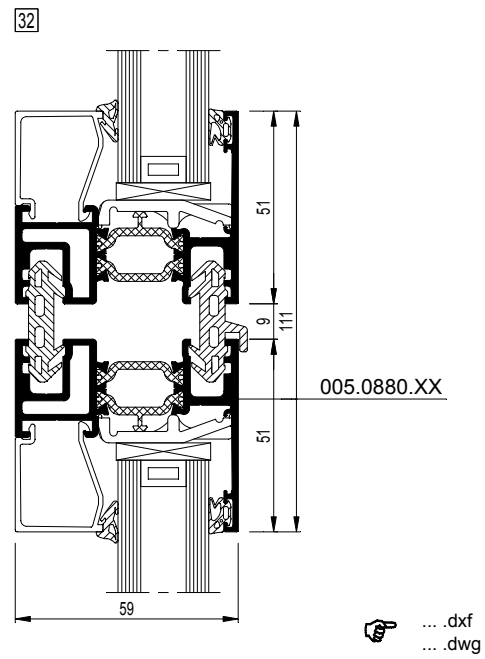
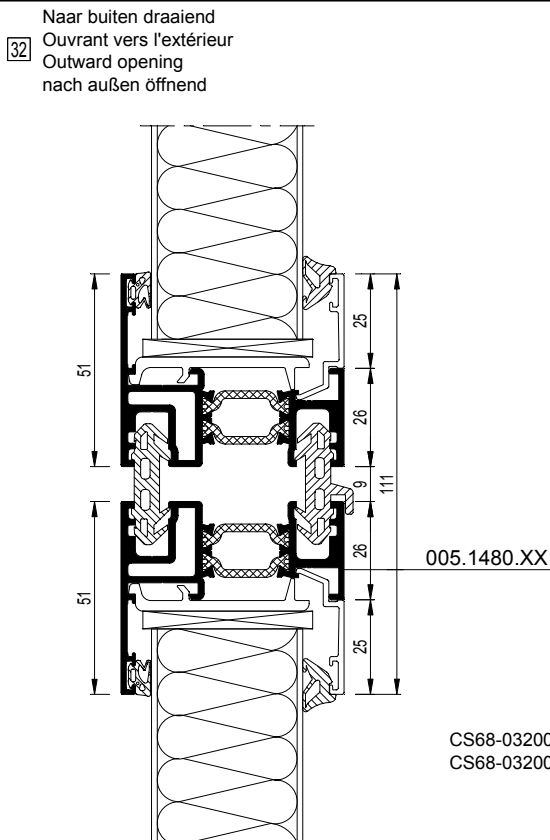
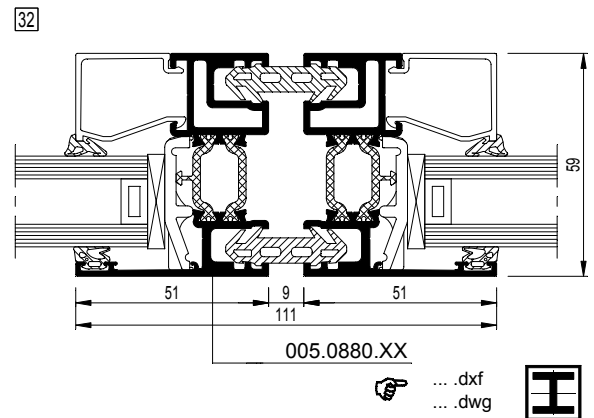
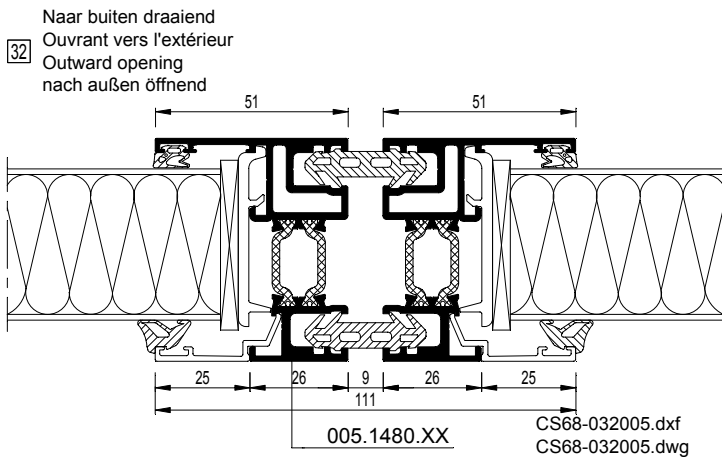
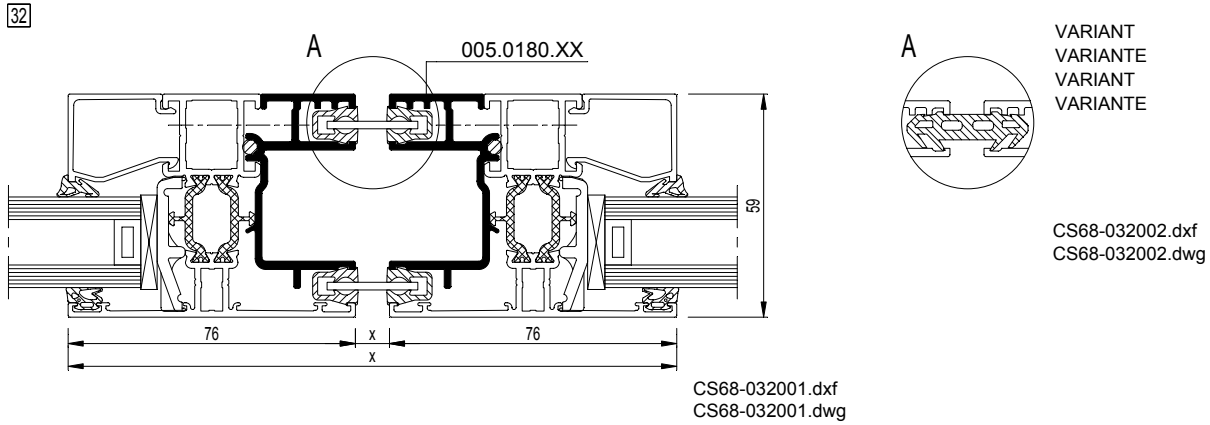
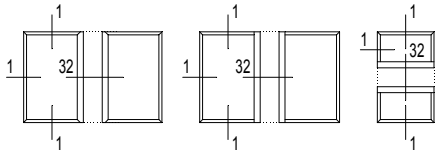
31 CS68-031010.dxf  
 CS68-031010.dwg

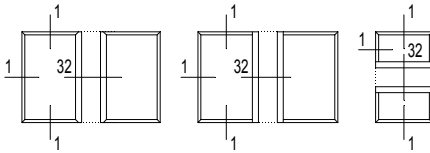
005.0894.XX

lx = 20.564 cm<sup>4</sup>



31 CS68-031011.dxf  
 CS68-031011.dwg





**32**

005.0185.XX

CS68-032007.dxf  
 CS68-032007.dwg

**32**

005.0185.XX

CS68-032008.dxf  
 CS68-032008.dwg

**32**

005.0882.XX

CS68-032009.dxf  
 CS68-032009.dwg

**32**

005.0136.XX  
 005.0882.XX

CS68-032010.dxf  
 CS68-032010.dwg

**005.0880.XX**

$I_x = 15.205 \text{ cm}^4$

CS68-032003.dxf  
 CS68-032003.dwg


CS68-032004.dxf  
 CS68-032004.dwg

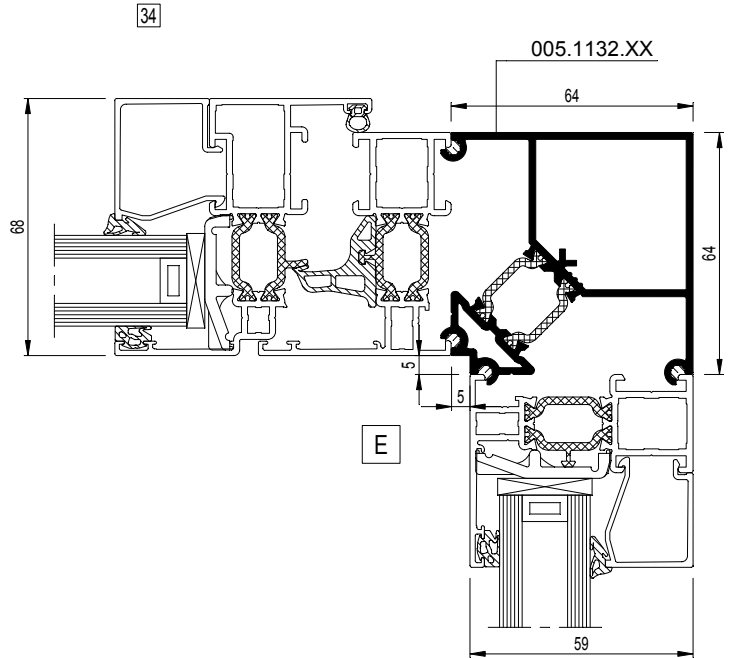
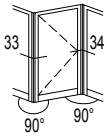
**005.0881.XX**

$I_x = 62.747 \text{ cm}^4$

CS68-032011.dxf  
 CS68-032011.dwg

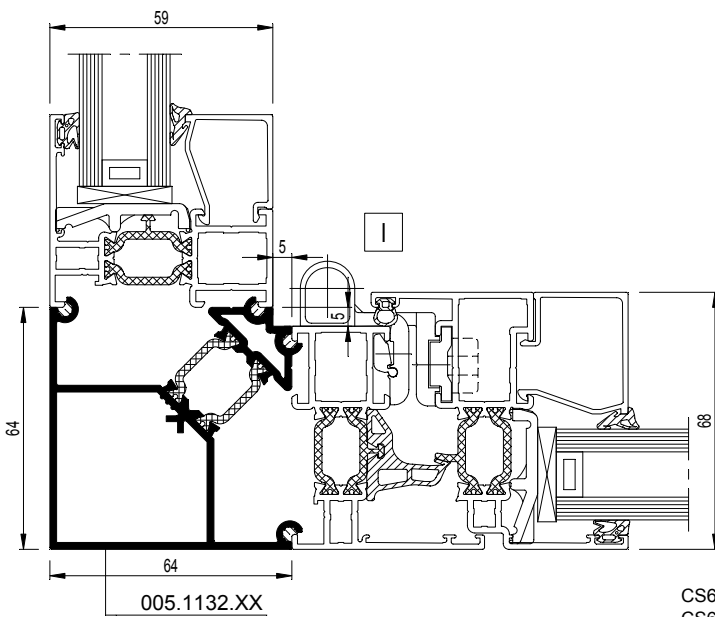
CS68-032012.dxf  
 CS68-032012.dwg



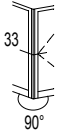


CS68-034001.dxf  
 CS68-034001.dwg

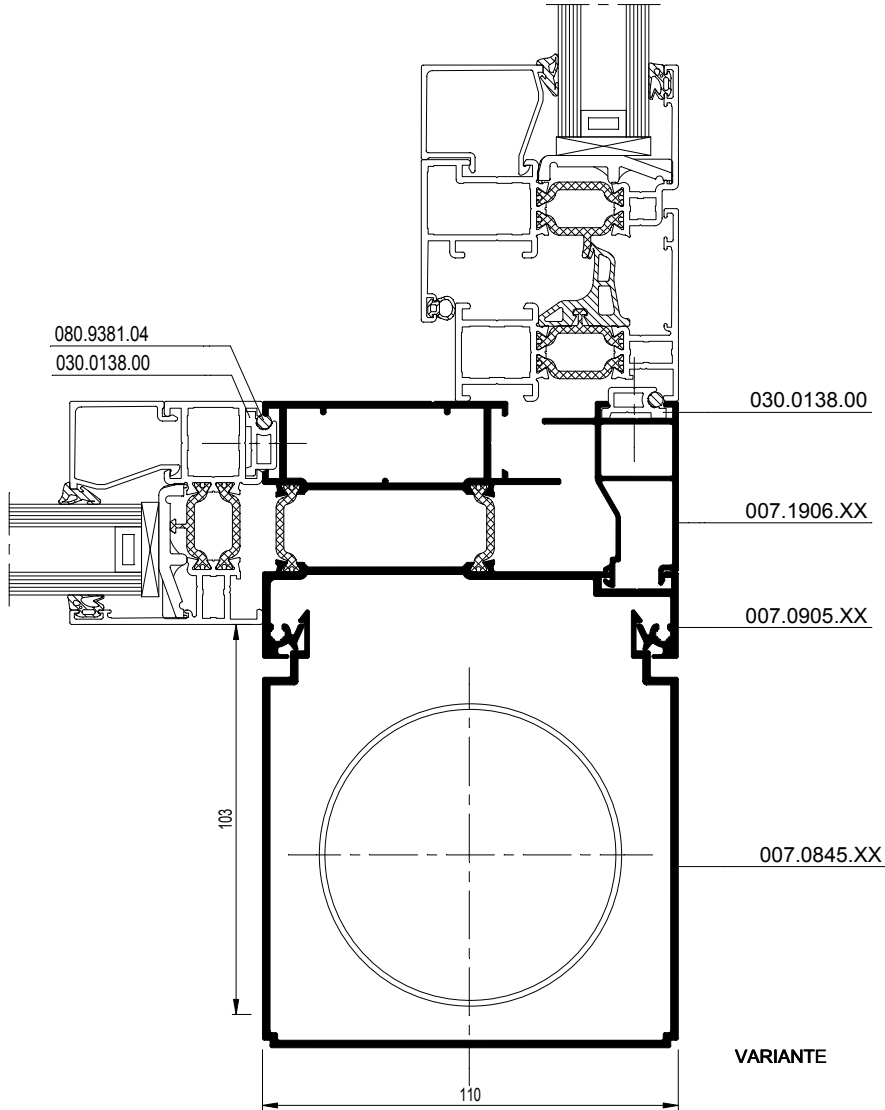
33



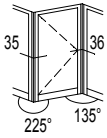
CS68-033001.dxf  
 CS68-033001.dwg



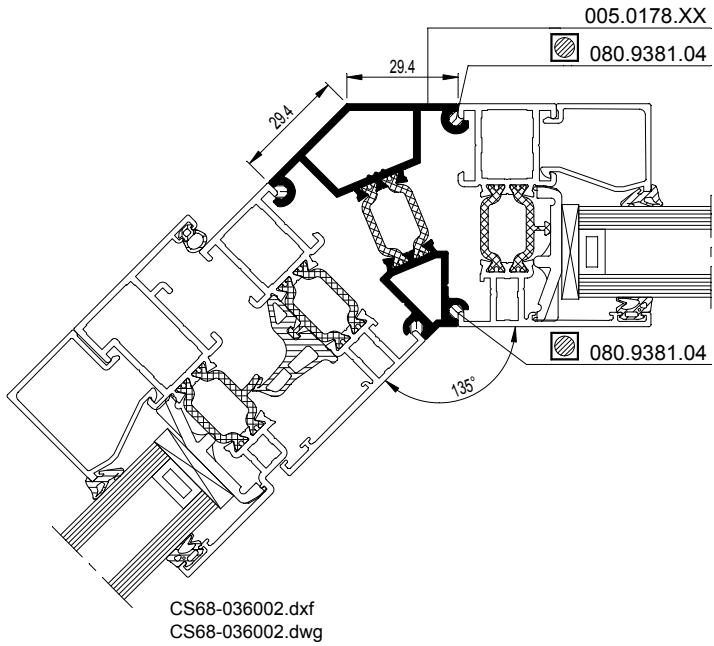
33



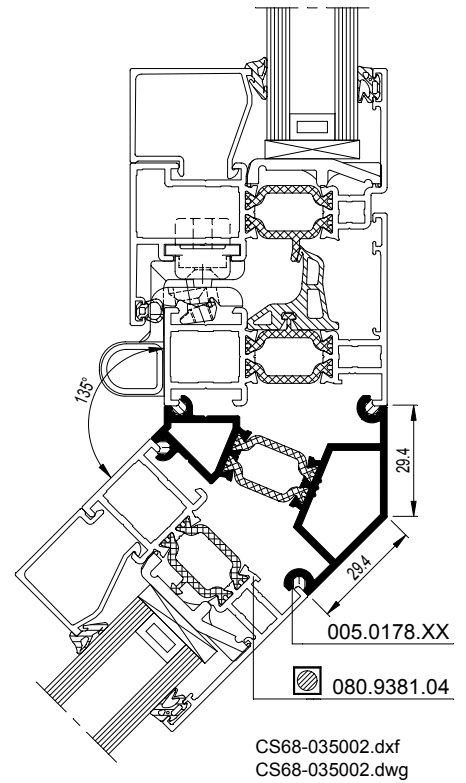
CS68-033002.dxf  
CS68-033002.dwg

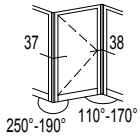


36

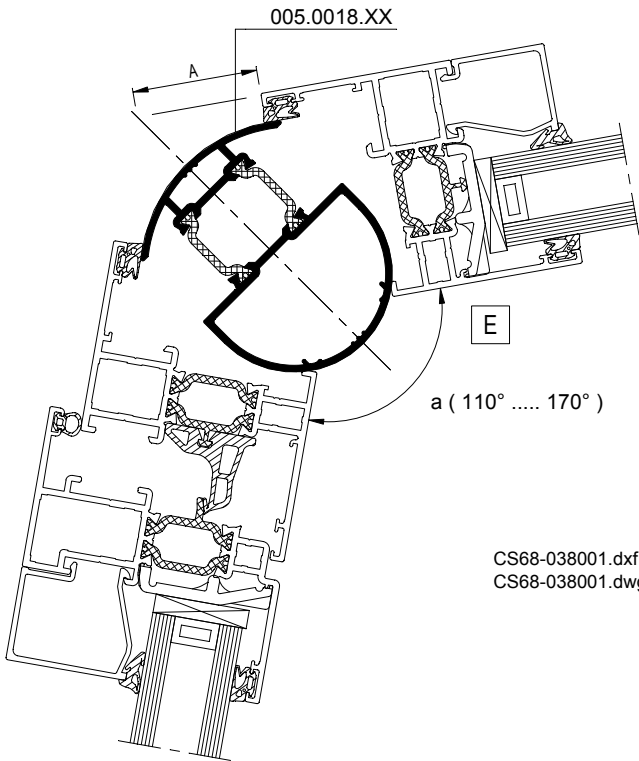


35



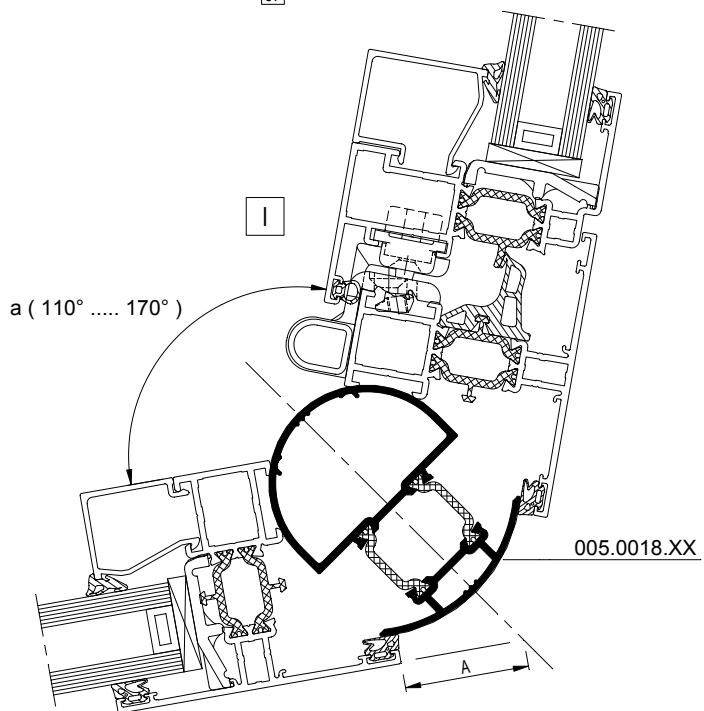


38



CS68-038001.dxf  
 CS68-038001.dwg

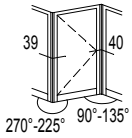
37



CS68-037001.dxf  
 CS68-037001.dwg

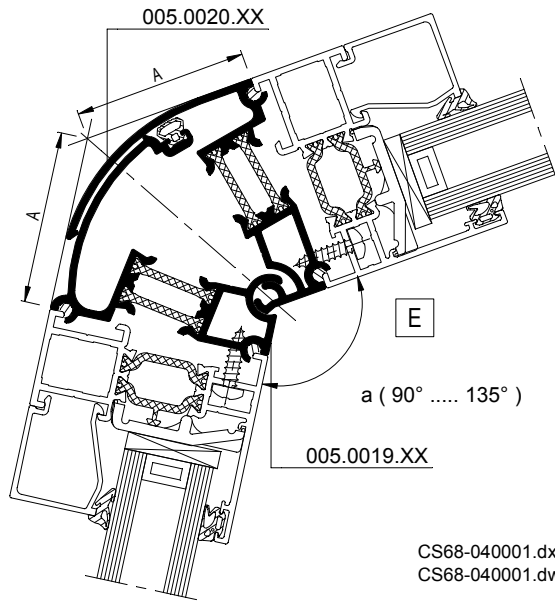
a	A
170°	4
160°	8
150°	12.5
140°	17
130°	22
120°	27.5
110°	33.5





270°-225° 90°-135°

40

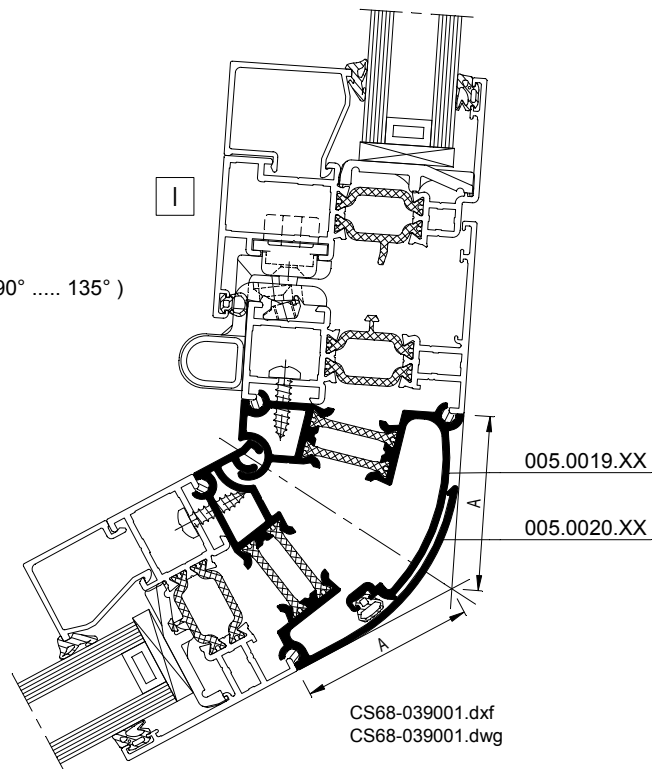


CS68-040001.dxf  
 CS68-040001.dwg

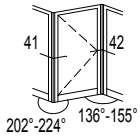
a	A
90°	71.2
95°	66.5
100°	62.1
105°	58.1
110°	54.3
115°	50.8
120°	47.4
125°	44.2
130°	41.2
135°	38.2
max. 136°	37.7

39

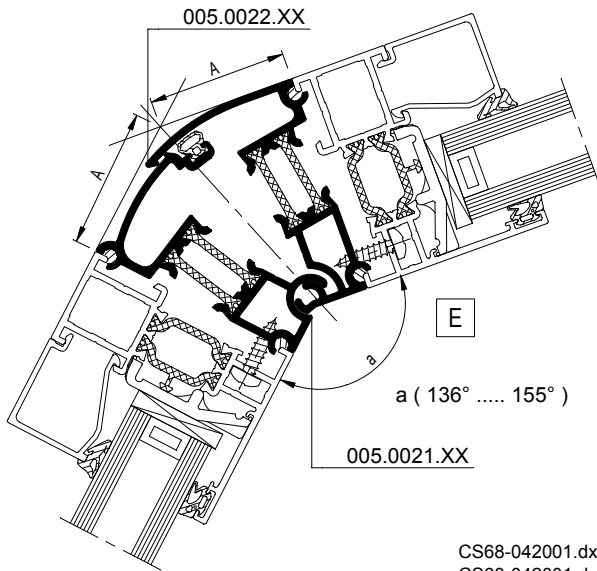
a (90° ..... 135°)



CS68-039001.dxf  
 CS68-039001.dwg

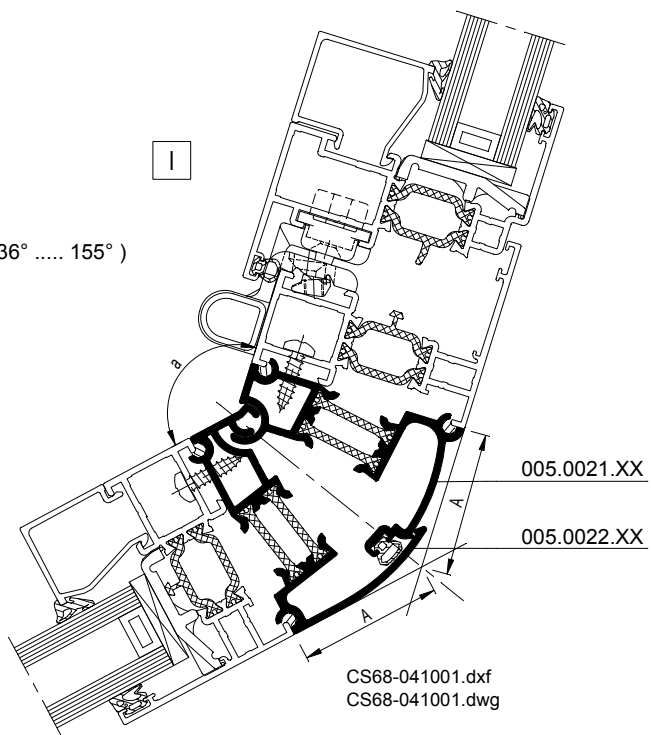


42



41

a (136° ..... 155° )



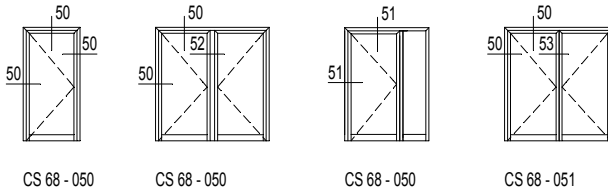
a	A
136°	37.7
140°	35.5
145°	32.7
150°	30.1
155°	27.5
max. 160°	24.9

## CS 68 (Deuren)

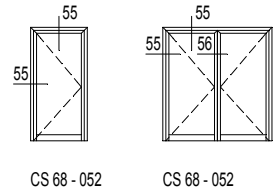


### 5 Deuren naar binnen draaiend

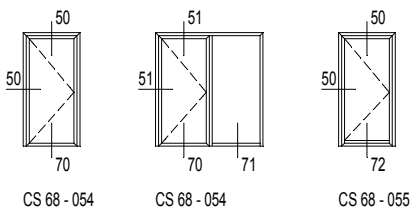
Naar binnen opengaande deuren



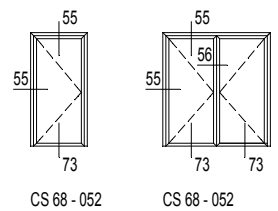
... met raamprofielen



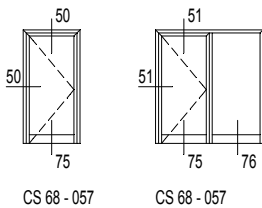
Naar binnen draaiende deuren met deurvleugel rondom geperst



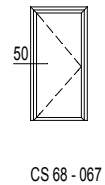
... met raamprofielen



Deuren en raamdeuren met T-profielen

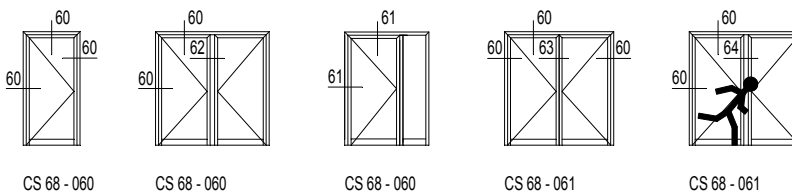


Deuren met panelen

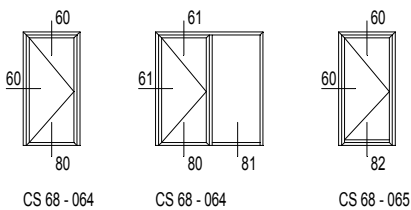


### 6 Deuren naar buiten draaiend

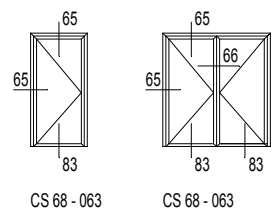
Naar buiten opengaande deuren



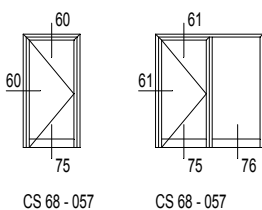
Naar buiten draaiende deuren met deurvleugel rondom geperst



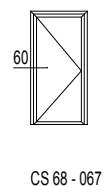
... met raamprofielen

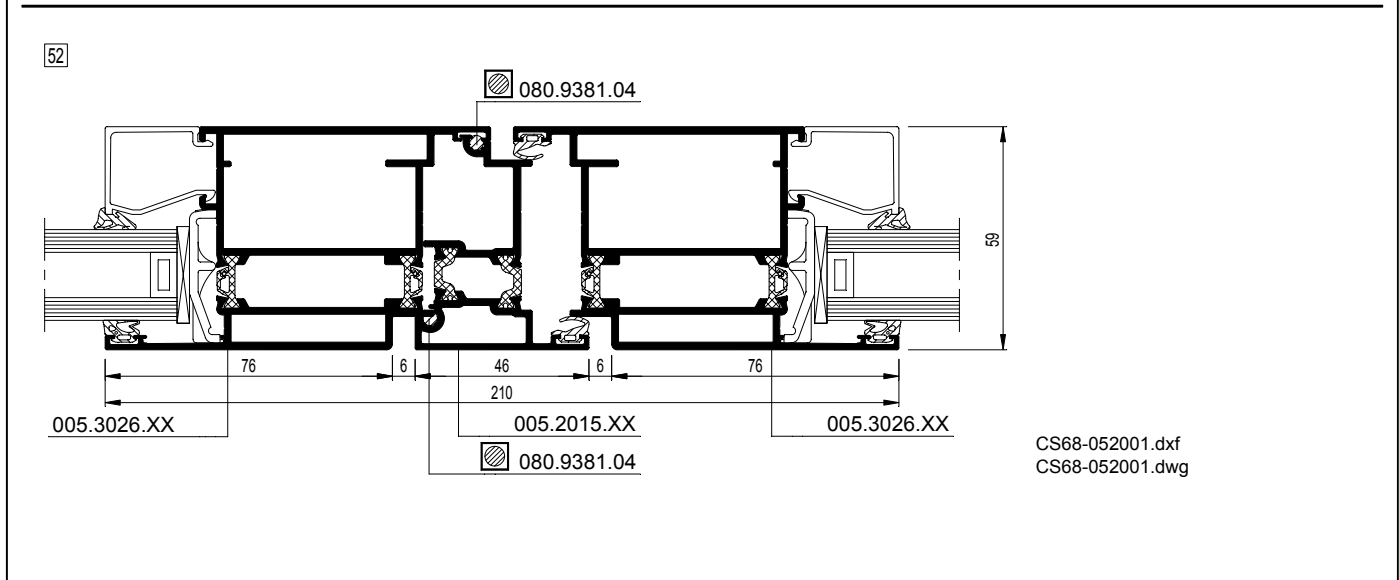
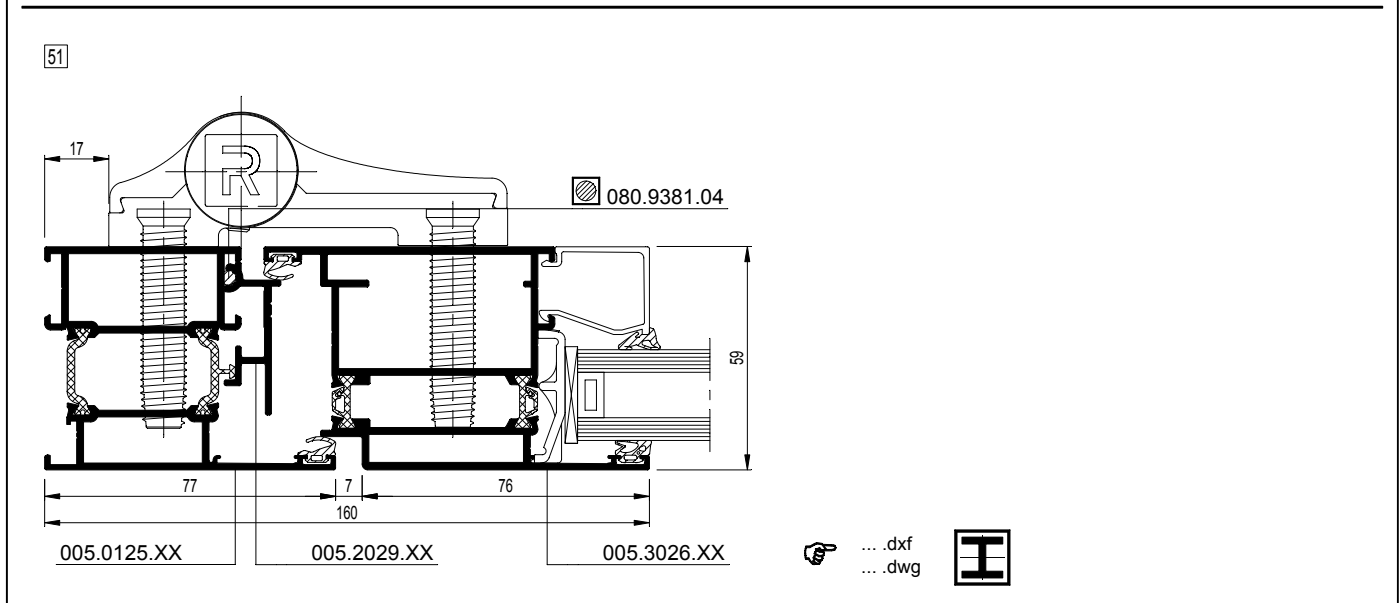
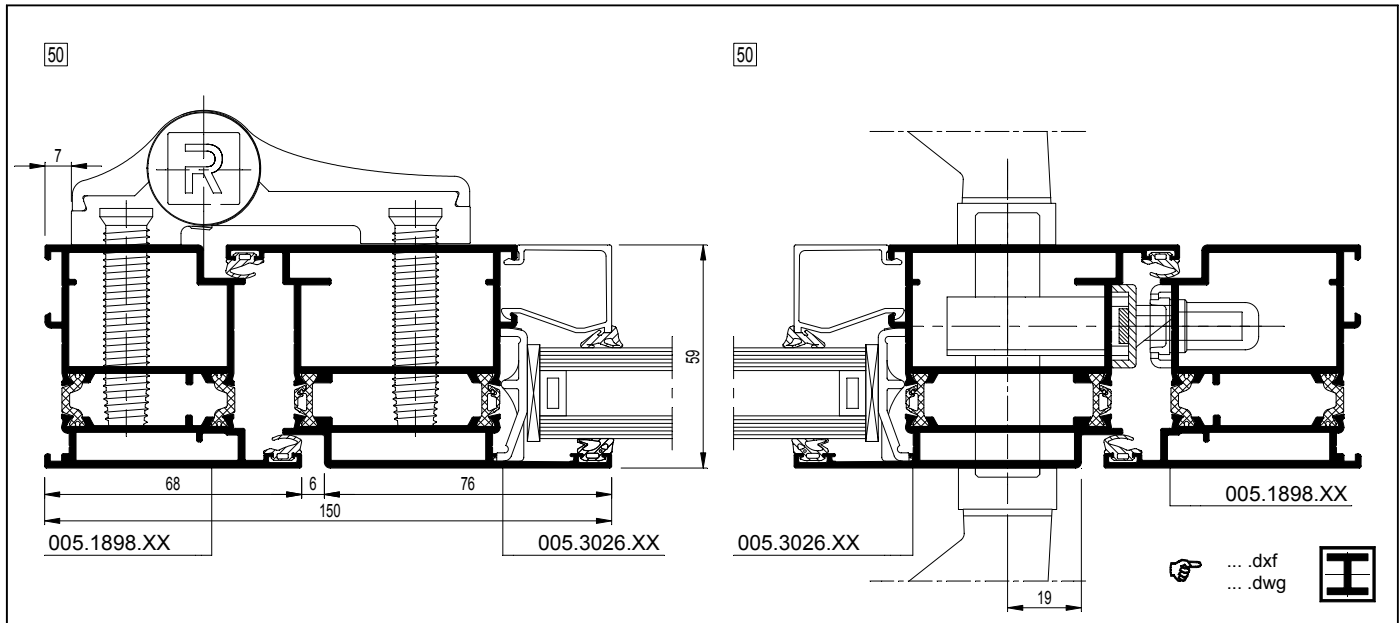
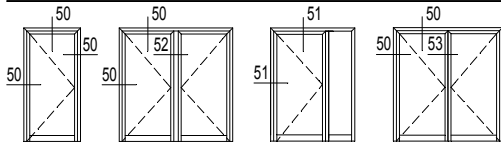


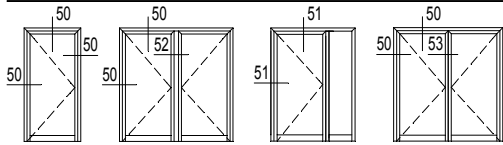
Deuren met T-profielen



Deuren met panelen







<p><b>005.1898.XX</b></p> <p>lx = 19.704 cm<sup>4</sup></p> <p>[50] CS68-050001.dxf CS68-050001.dwg</p>	<p><b>005.0598.XX</b></p> <p>lx = 29.618 cm<sup>4</sup></p> <p>[50] CS68-050002.dxf CS68-050002.dwg</p>	<p><b>005.2029.XX</b></p> <p>lx = 1.679 cm<sup>4</sup></p> <p>[51] CS68-051001.dxf CS68-051001.dwg</p>	<p><b>005.2027.XX</b></p> <p>lx = 13.283 cm<sup>4</sup></p> <p>[51] CS68-051002.dxf CS68-051002.dwg</p>
---	---	--	---

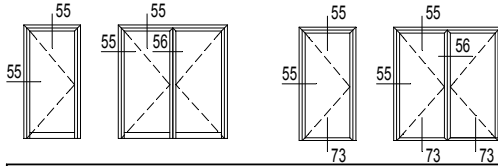
<p>[53] ZT</p> <p>005.3014.XX                      005.3026.XX</p> <p>CS68-053001.dxf CS68-053001.dwg</p>	<p><b>005.0114.XX</b></p> <p>lx = 22.304 cm<sup>4</sup></p> <p>[51] CS68-051003.dxf CS68-051003.dwg</p>
---	---

[51]

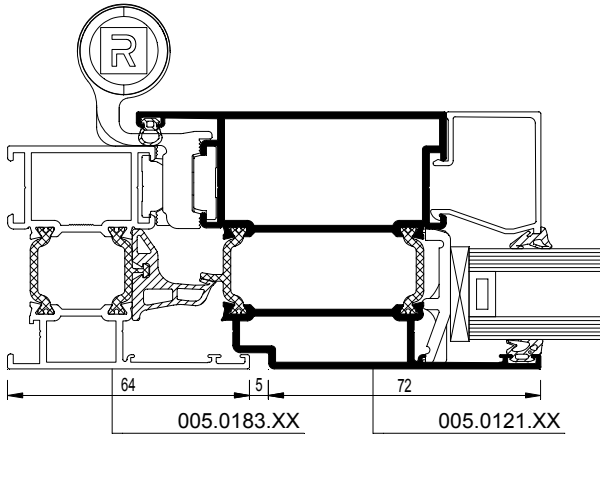
005.0125.XX                      005.3026.XX

005.2027.XX                      080.9381.04

CS68-051002.dxf  
CS68-051002.dwg

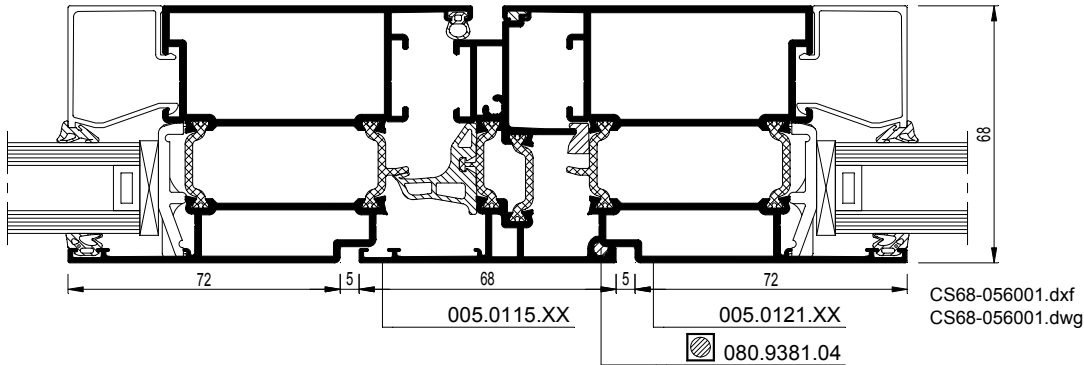


55



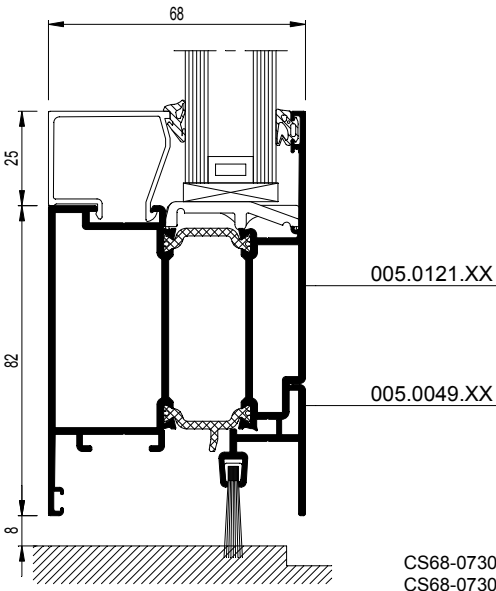
CS68-055001.dxf  
 CS68-055001.dwg

56

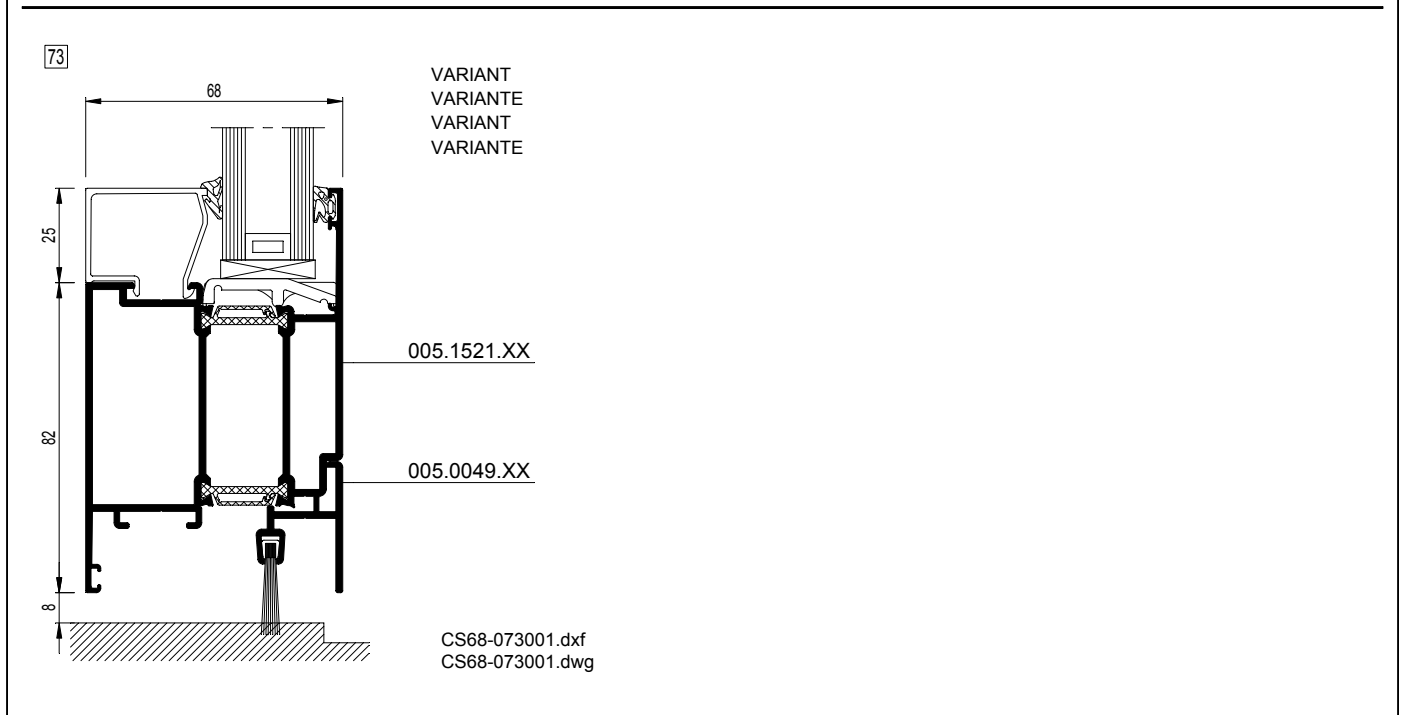
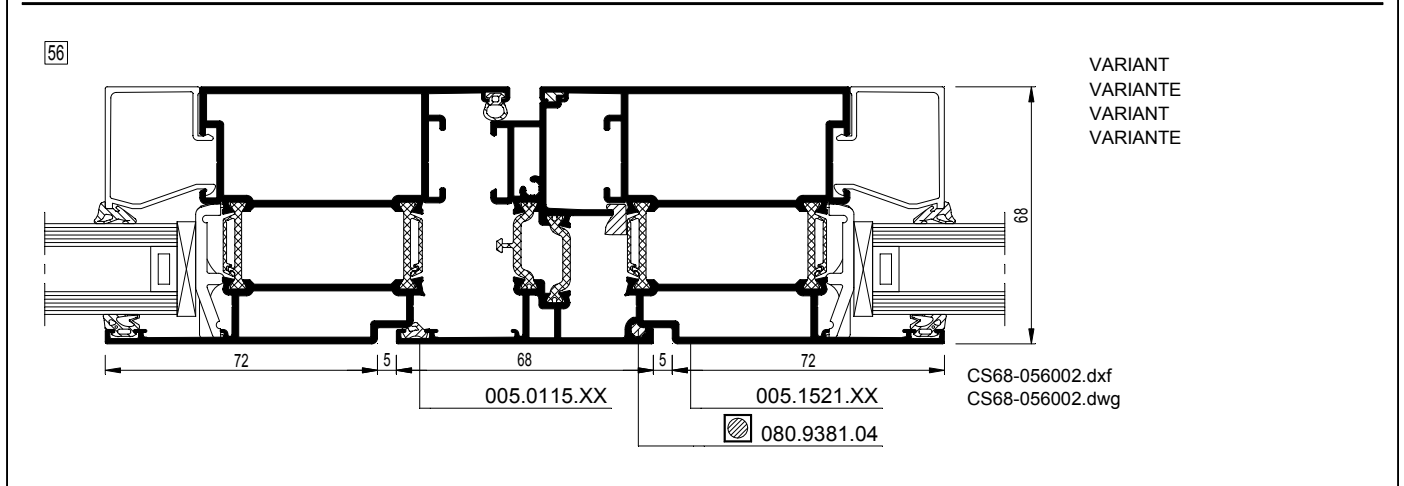
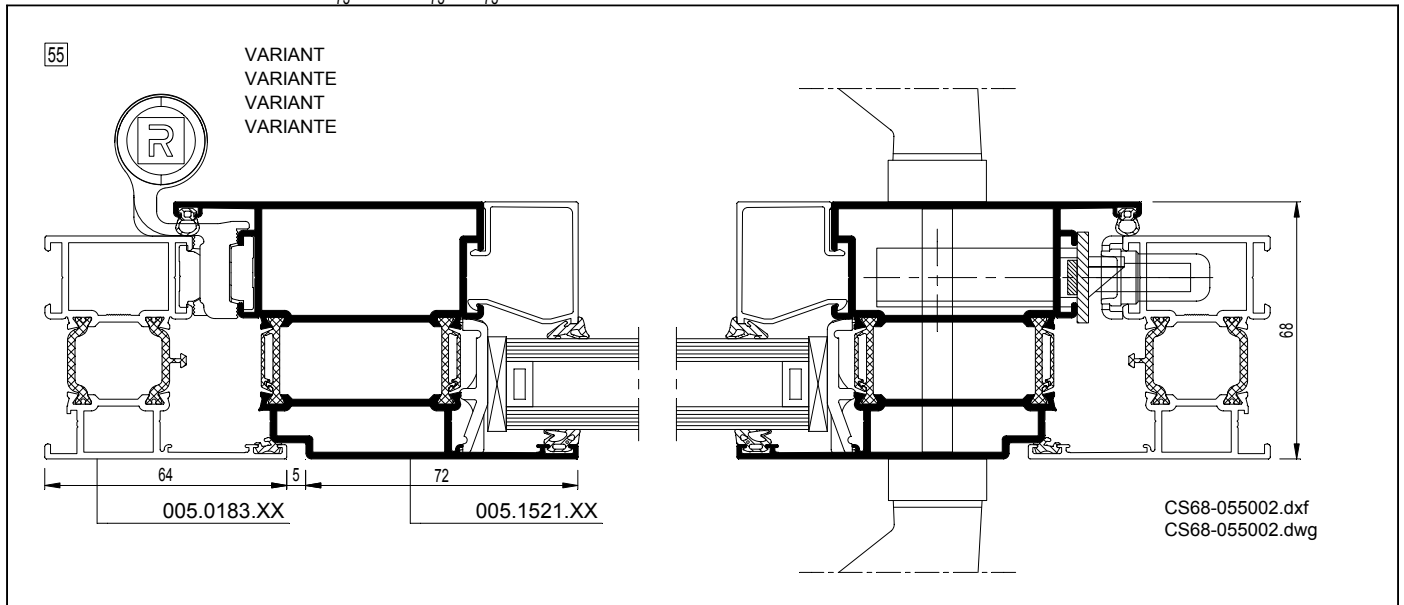
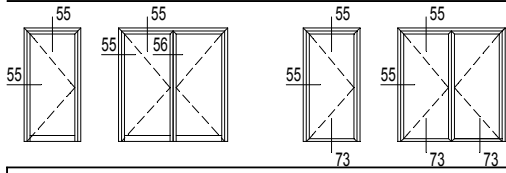


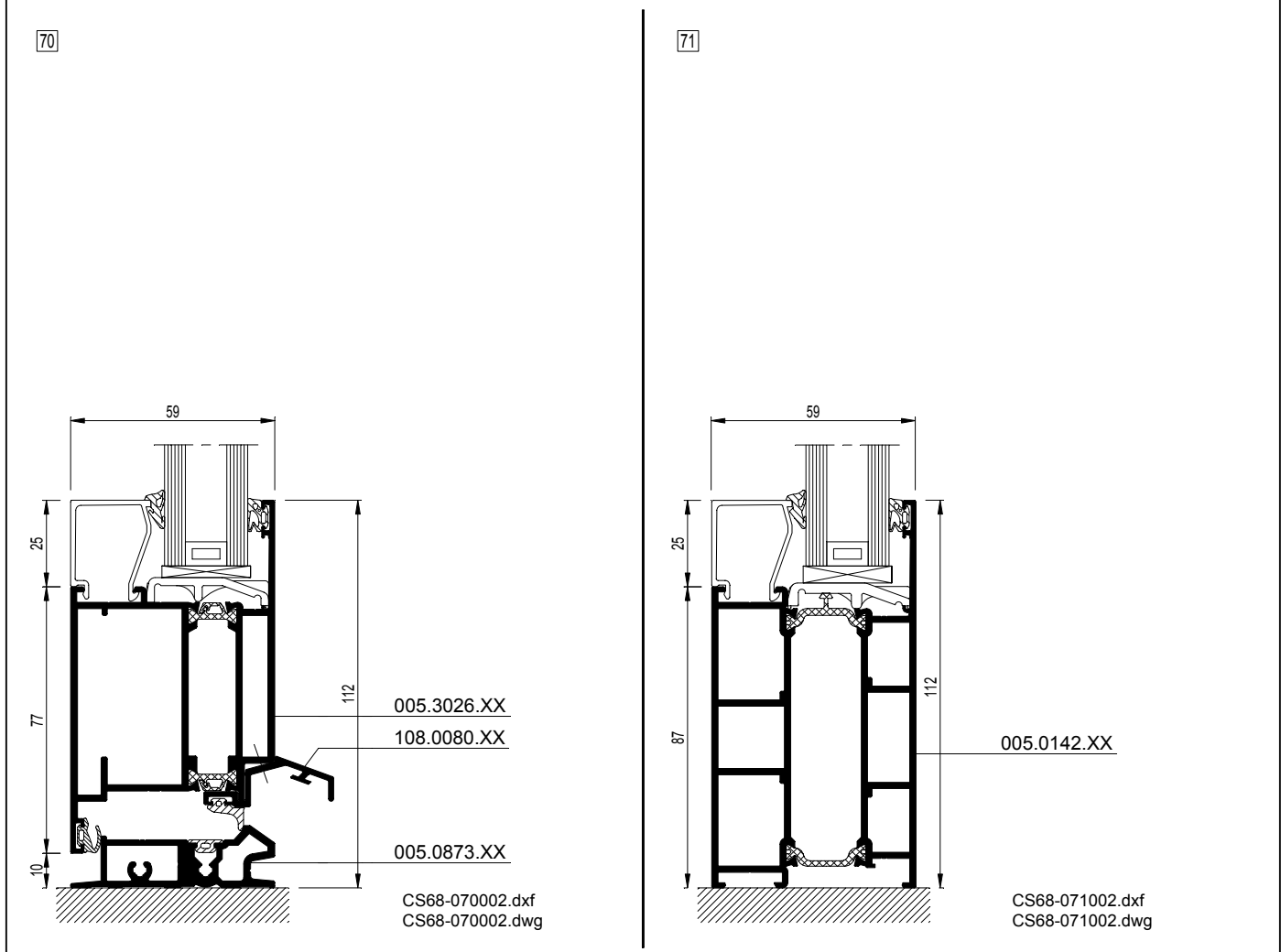
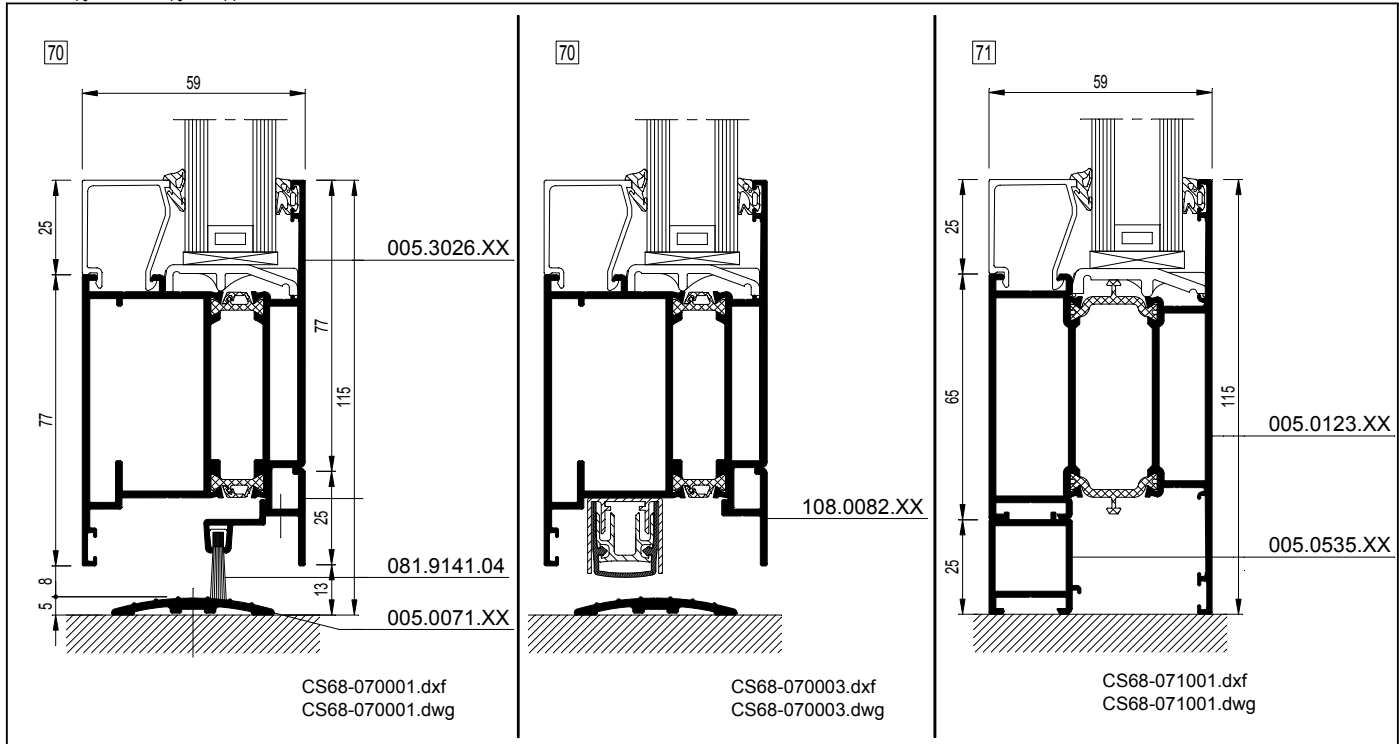
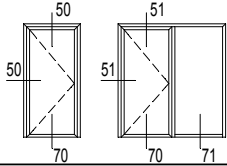
CS68-056001.dxf  
 CS68-056001.dwg

73

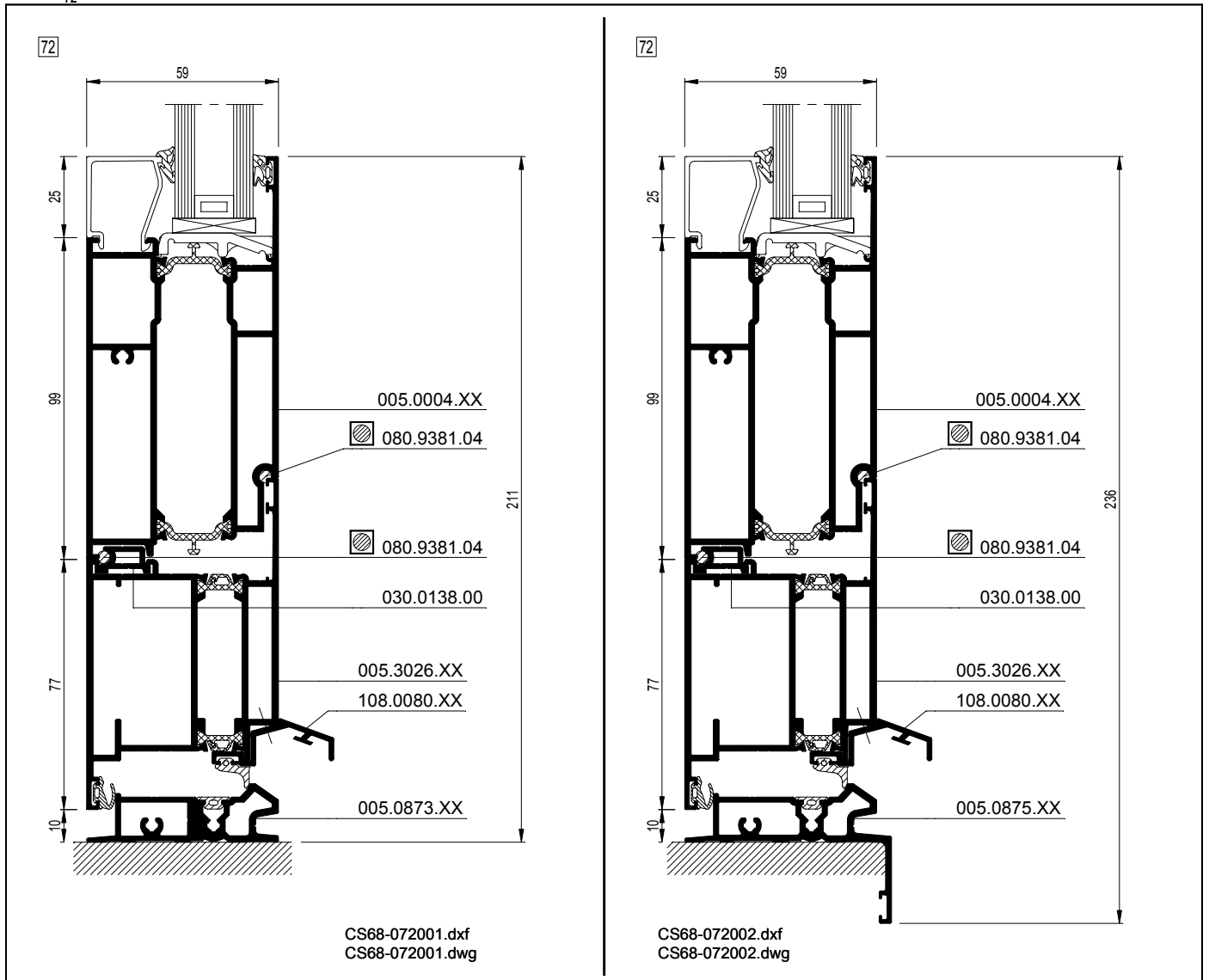
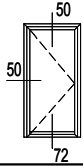



CS68-073001.dxf  
 CS68-073001.dwg


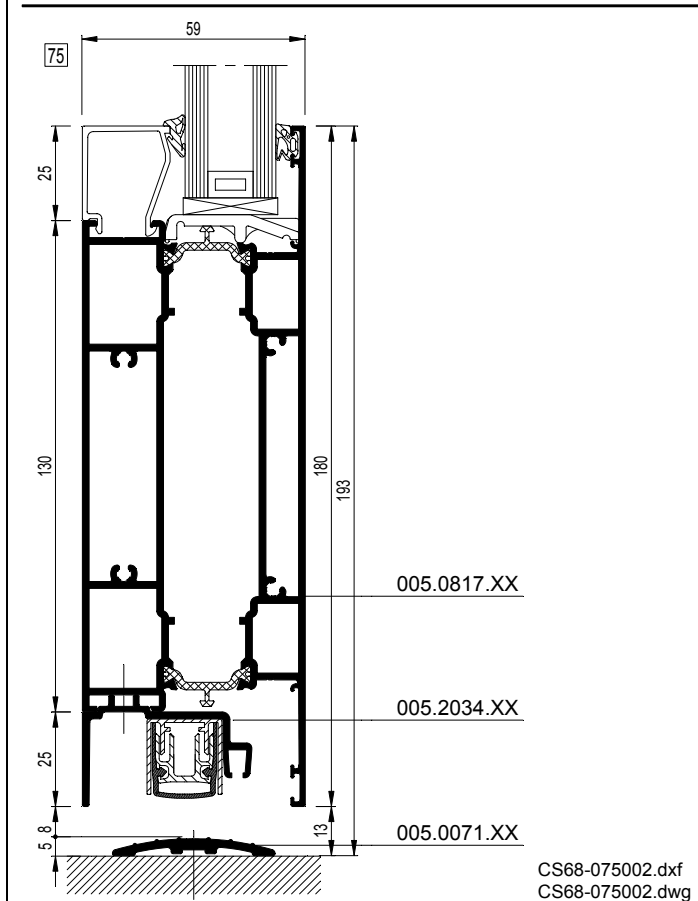
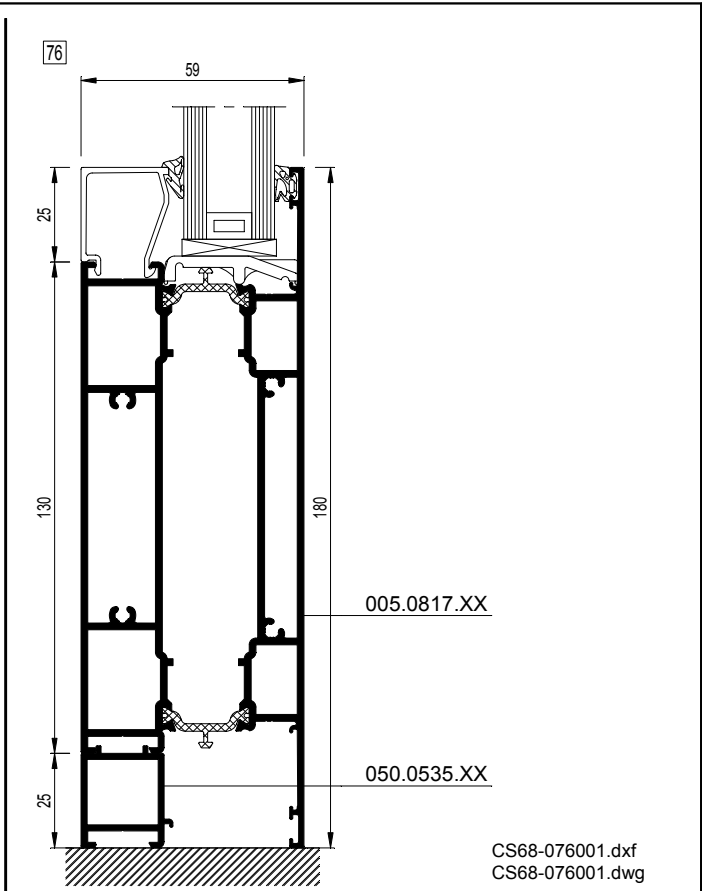
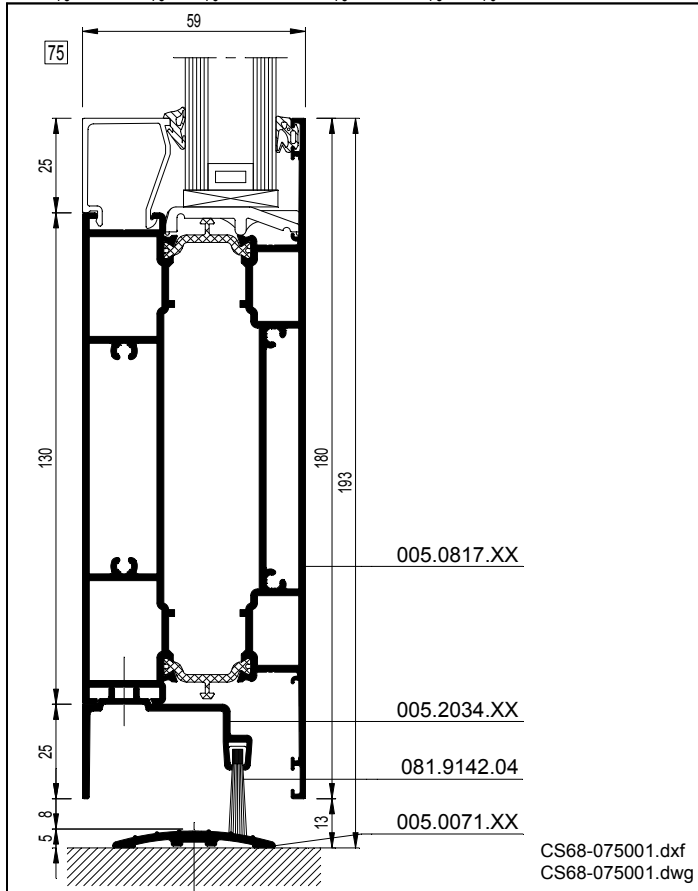
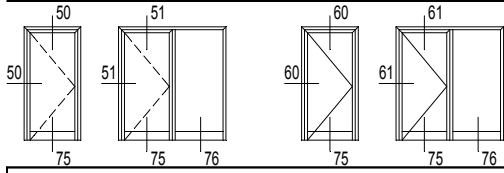


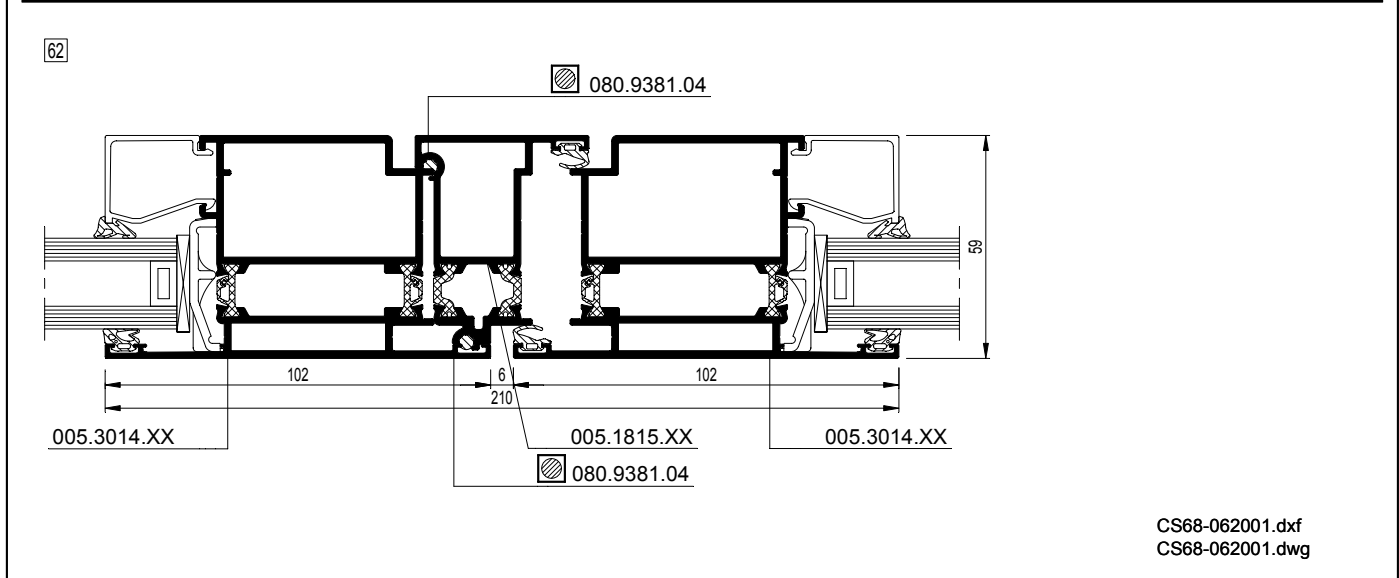
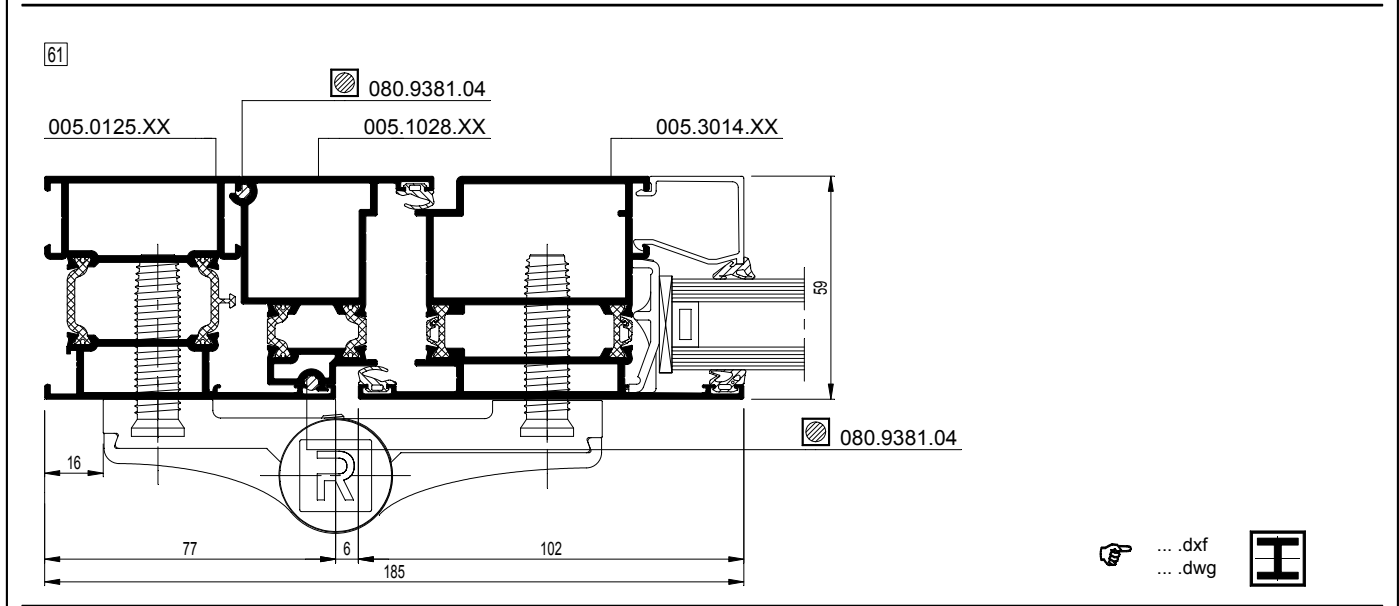
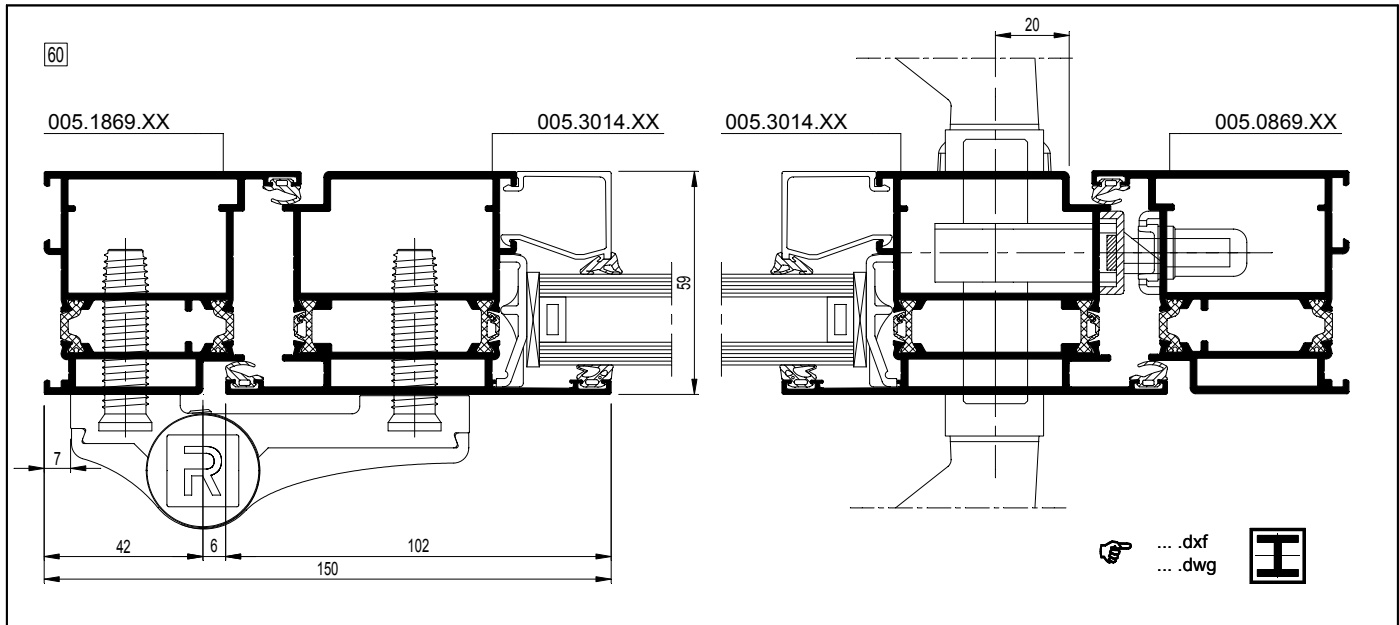
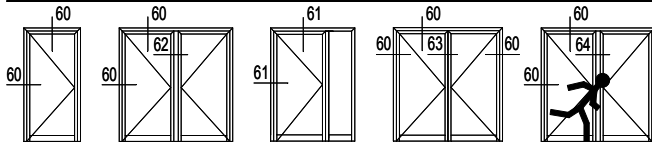


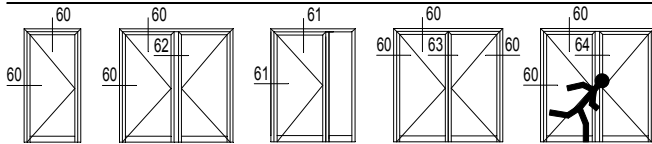






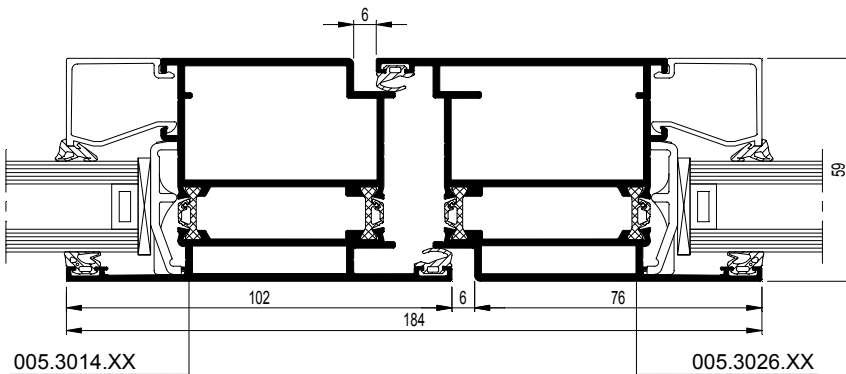






<p><b>005.1869.XX</b></p> <p><math>I_x = 20.459 \text{ cm}^4</math></p> <p><b>60</b> CS68-060001.dxf CS68-060001.dwg</p>	<p><b>005.0569.XX</b></p> <p><math>I_x = 23.380 \text{ cm}^4</math></p> <p><b>60</b> CS68-060002.dxf CS68-060002.dwg</p>	<p><b>005.0125.XX</b></p> <p><math>I_x = 19.988 \text{ cm}^4</math></p> <p><b>61</b> CS68-061001.dxf CS68-061001.dwg</p>	<p><b>005.0114.XX</b></p> <p><math>I_x = 22.304 \text{ cm}^4</math></p> <p><b>61</b> CS68-061002.dxf CS68-061002.dwg</p>
--	--	--	--

**63** ZT

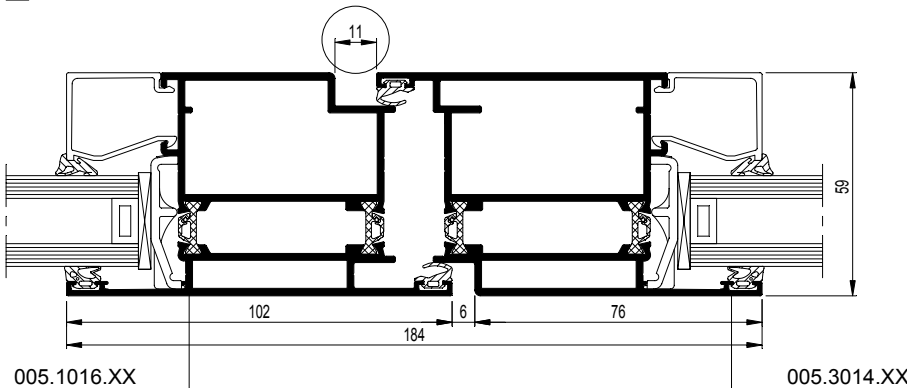


005.3014.XX

005.3026.XX

CS68-063001.dxf  
CS68-063001.dwg


**64** Panic


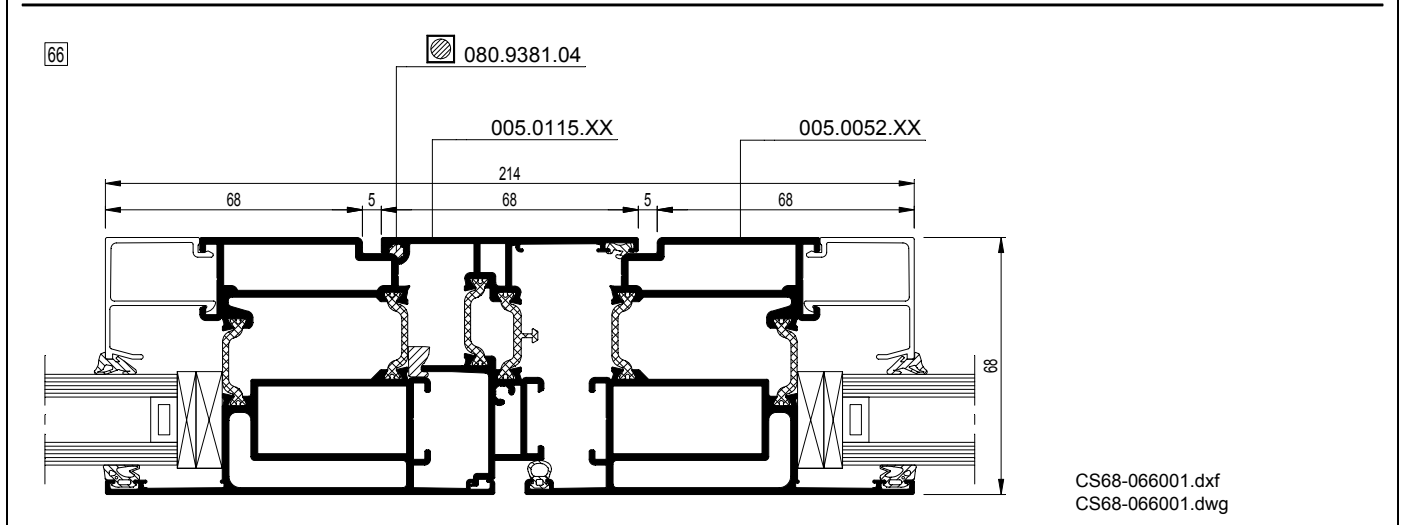
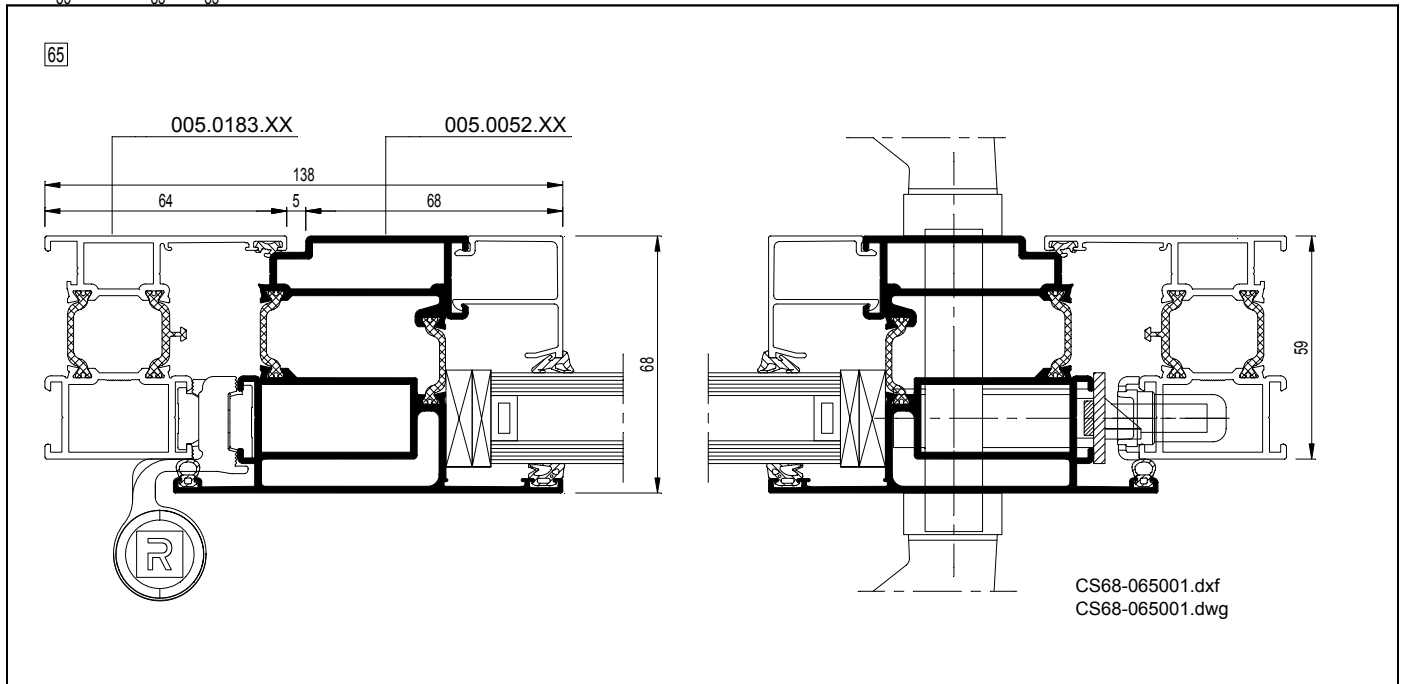
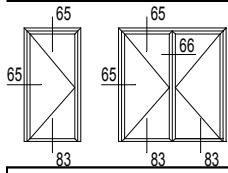


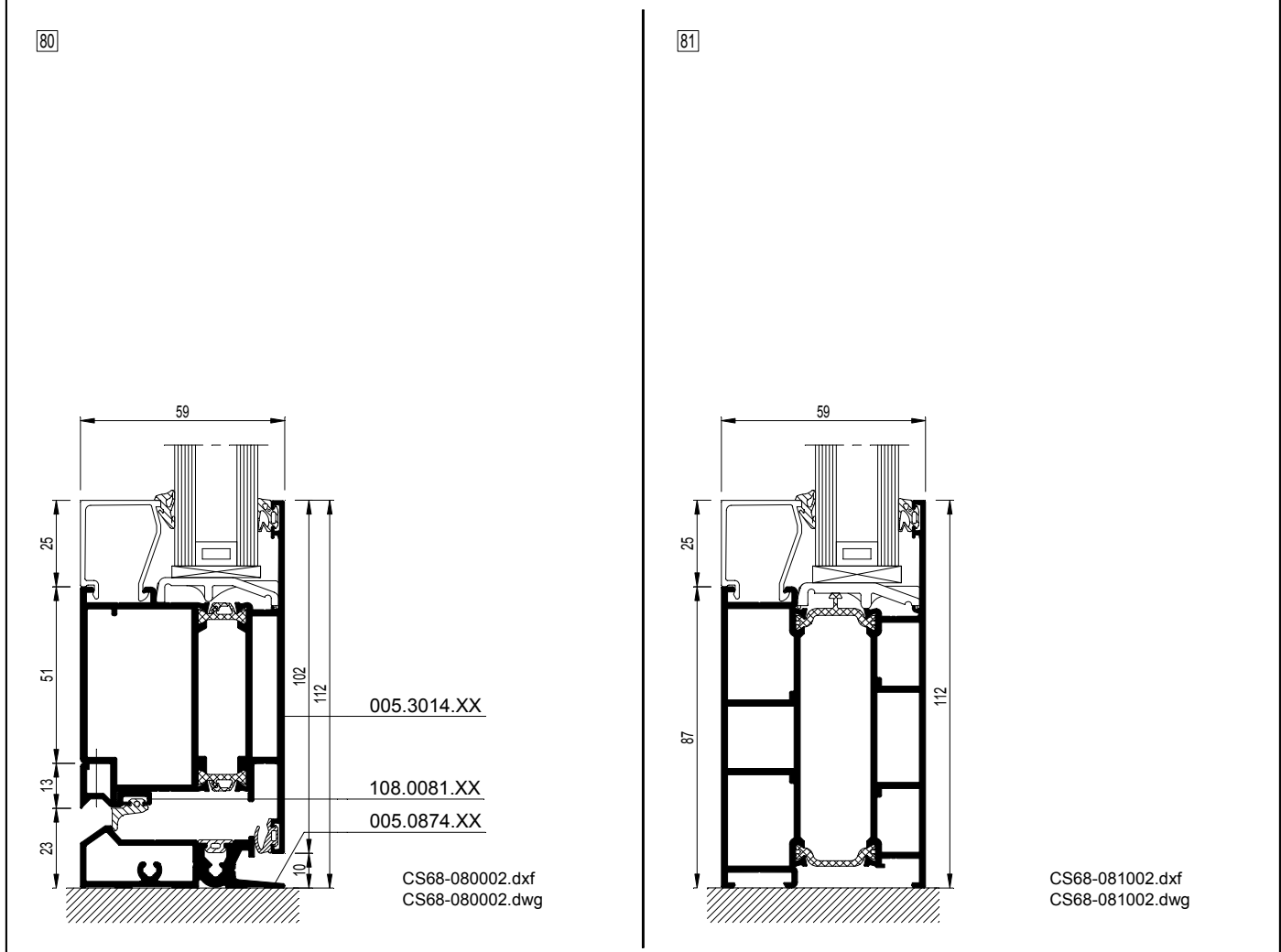
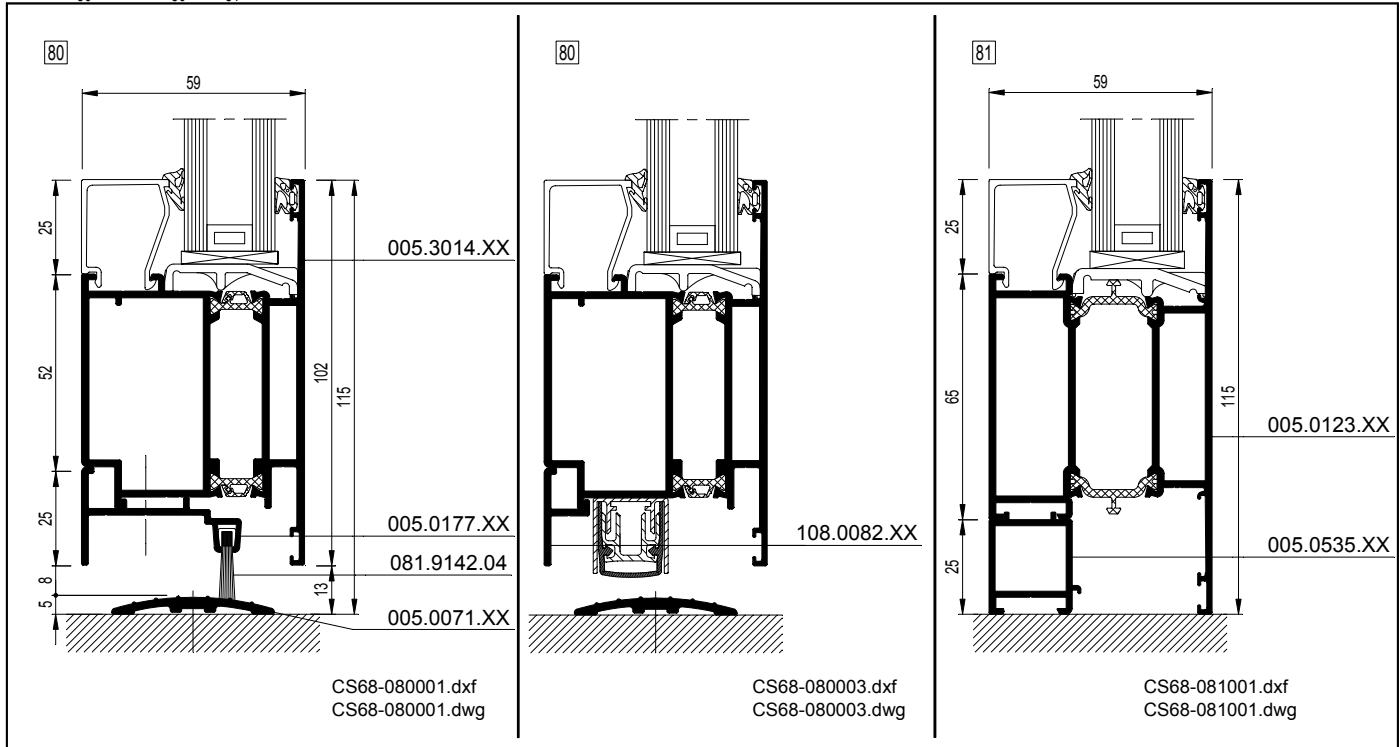
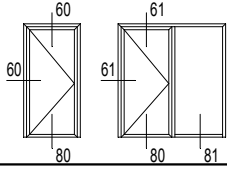
005.1016.XX

005.3014.XX

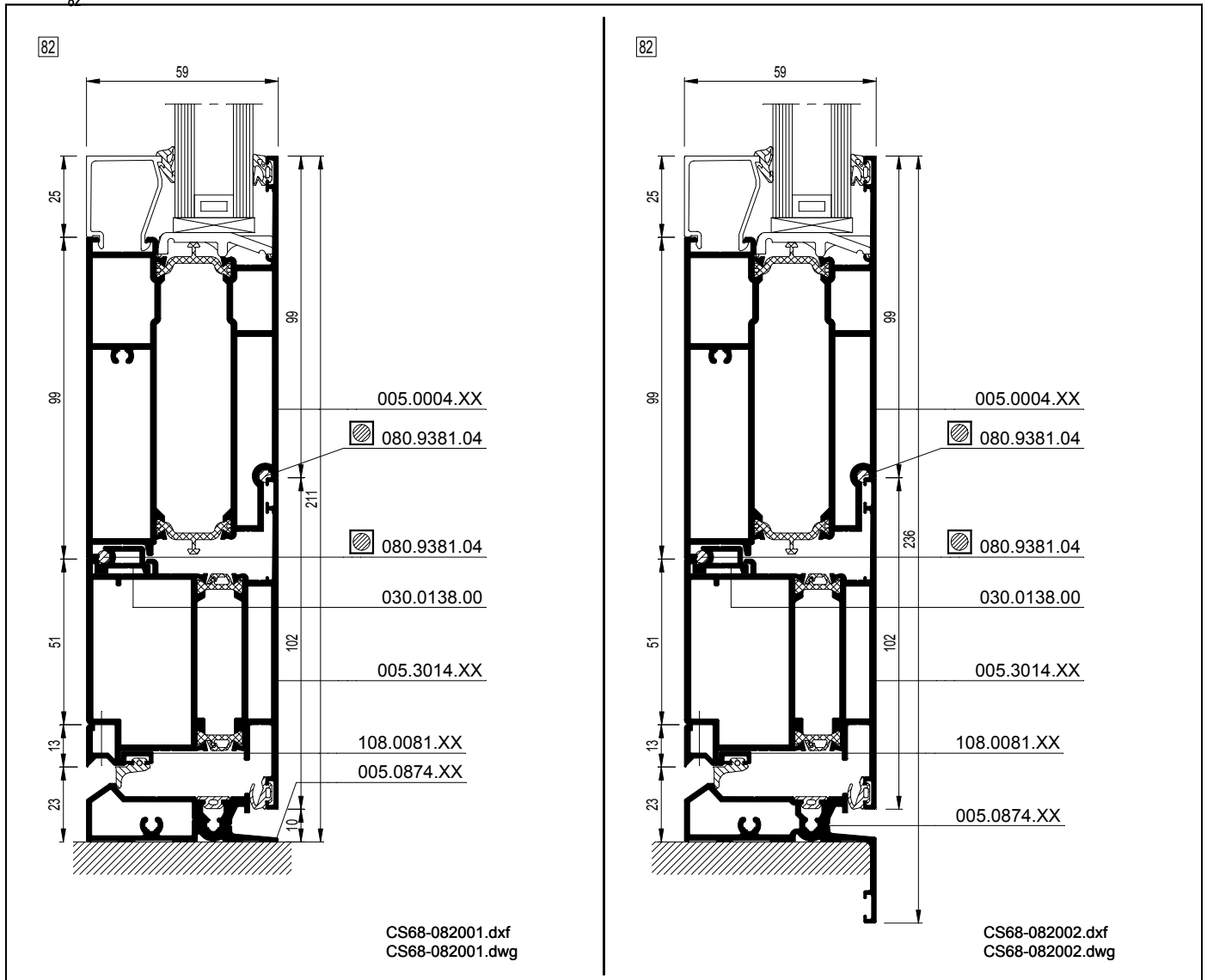
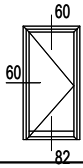
CS68-064001.dxf  
CS68-064001.dwg

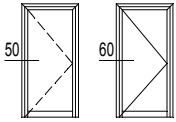




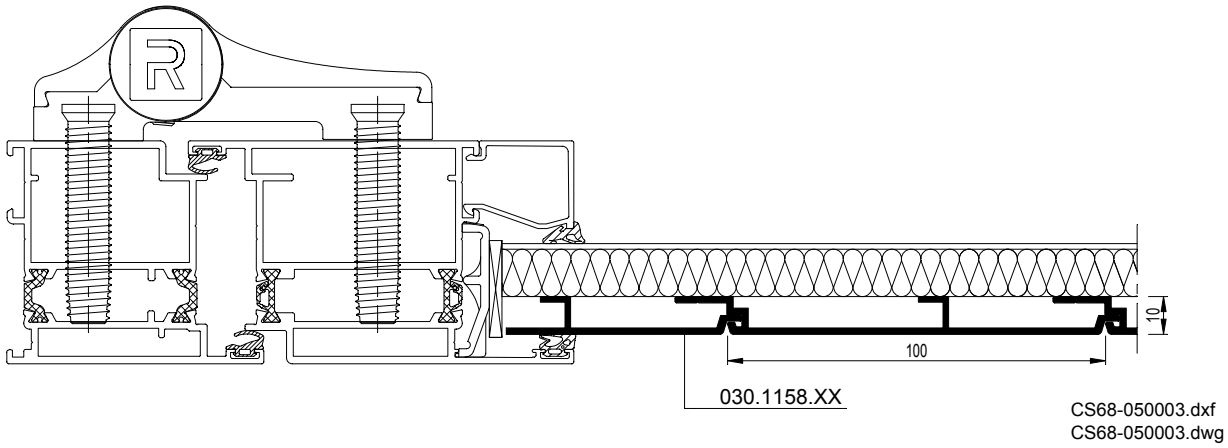








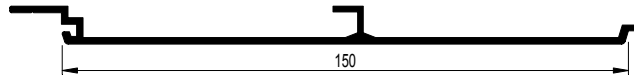
50



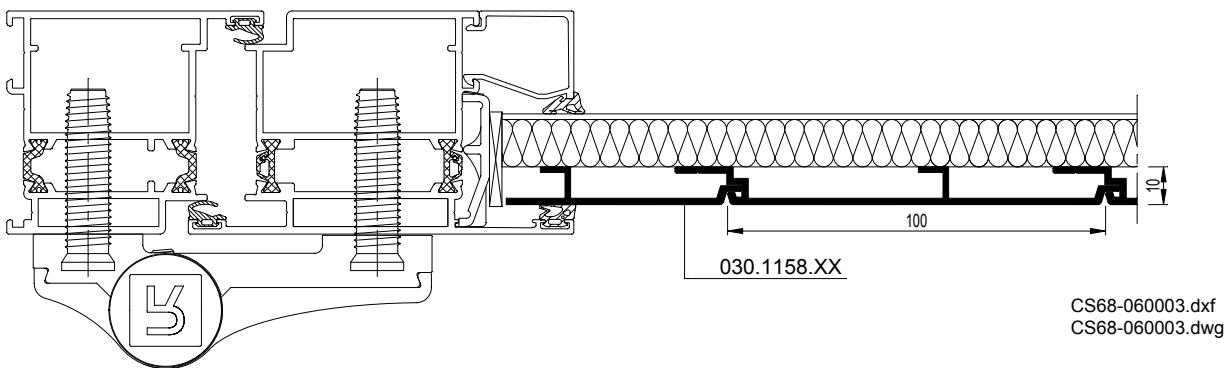
CS68-050004.dxf  
CS68-050004.dwg




CS68-050005.dxf  
CS68-050005.dwg



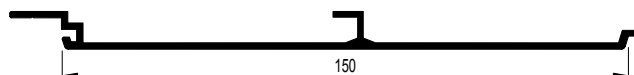
60



CS68-060004.dxf  
CS68-060004.dwg



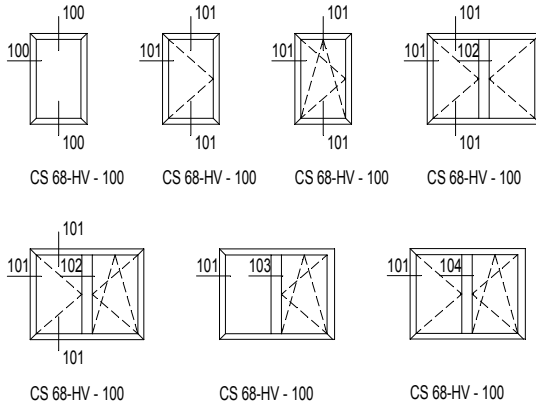
CS68-060005.dxf  
CS68-060005.dwg

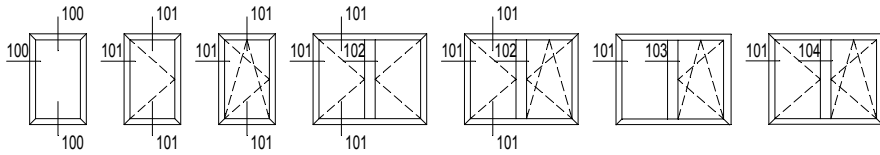




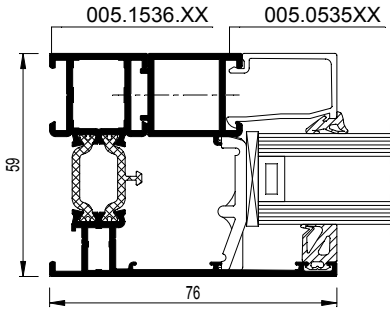
### CS 68 Hidden Vent (CS 68-HV)

Vaste / opengaande elementen



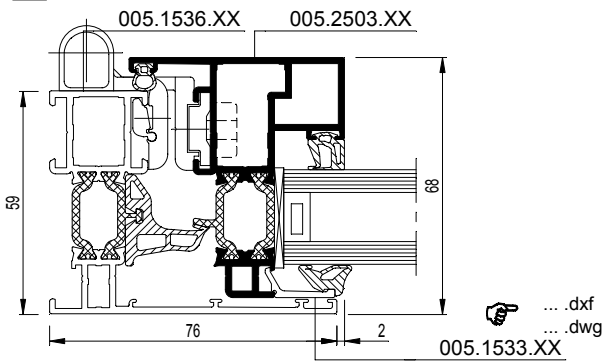


100



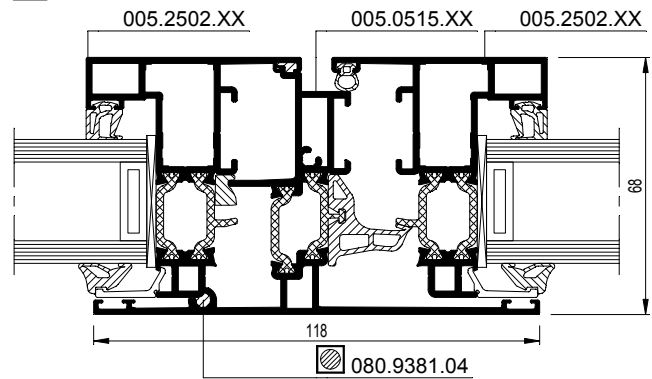
... .dxf  
 ... .dwg

101



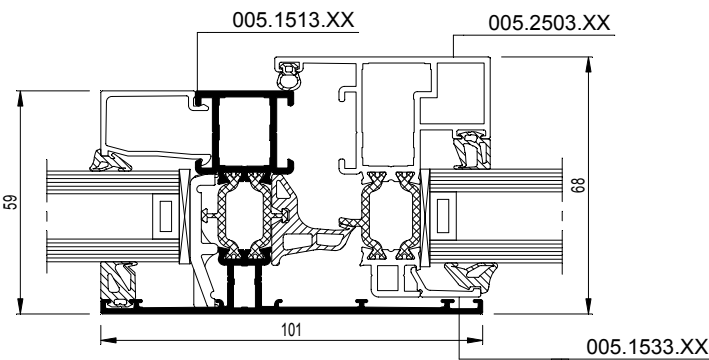
... .dxf  
 ... .dwg  
 005.1533.XX

102



080.9381.04

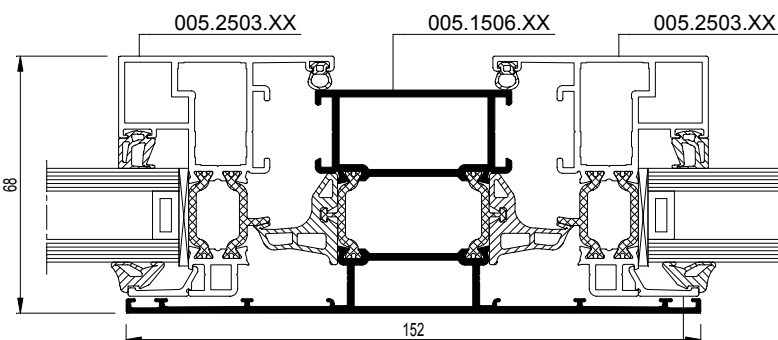
103



005.1533.XX

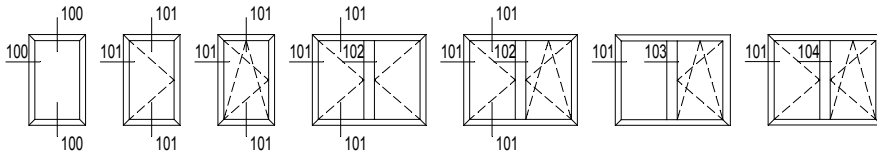
... .dxf  
 ... .dwg

104




005.1533.XX

... .dxf  
 ... .dwg



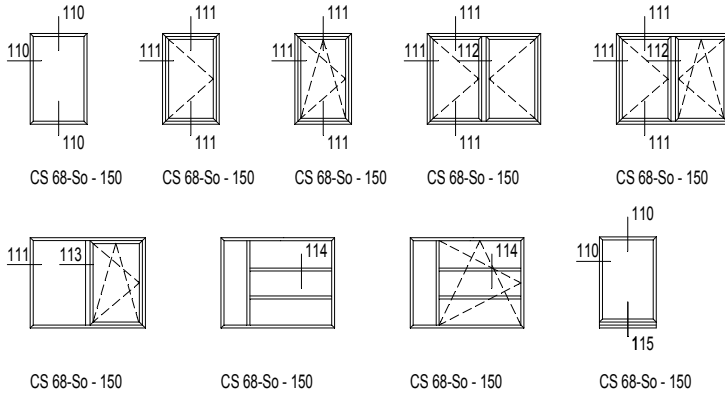
<p><b>005.1536.XX</b></p> <p>lx = 14.876 cm<sup>2</sup></p> <p>100 CS68-100001.dxf CS68-100001.dwg</p>	<p><b>005.1583.XX</b></p> <p>lx = 18.911 cm<sup>2</sup></p> <p>100 CS68-100002.dxf CS68-100002.dwg</p>	<p><b>005.1513.XX</b></p> <p>lx = 16.534 cm<sup>2</sup></p> <p>100 CS68-100003.dxf CS68-100003.dwg</p>
<p><b>005.2502.XX</b></p> <p>lx = 12.687 cm<sup>2</sup></p> <p>101 CS68-101001.dxf CS68-101001.dwg 102 CS68-102001.dxf CS68-102001.dwg</p>	<p><b>005.2503.XX</b></p> <p>lx = 12.512 cm<sup>2</sup></p> <p>101 CS68-101002.dxf CS68-101002.dwg 102 CS68-102002.dxf CS68-102002.dwg</p>	<p><b>005.2504.XX</b></p> <p>lx = 12.583 cm<sup>2</sup></p> <p>101 CS68-101003.dxf CS68-101003.dwg 102 CS68-102003.dxf CS68-102003.dwg</p>
<p><b>005.2499.XX</b></p> <p>lx = 14.952 cm<sup>2</sup></p> <p>101 CS68-101004.dxf CS68-101004.dwg 102 CS68-102004.dxf CS68-102004.dwg</p>		
<p><b>005.1505.XX</b></p> <p>lx = 17.852 cm<sup>2</sup></p> <p>103 CS68-103001.dxf CS68-103001.dwg 104 CS68-104001.dxf CS68-104001.dwg</p>	<p><b>005.1506.XX</b></p> <p>lx = 25.939 cm<sup>2</sup></p> <p>103 CS68-103002.dxf CS68-103002.dwg 104 CS68-104002.dxf CS68-104002.dwg</p>	<p><b>005.1513.XX</b></p> <p>lx = 16.534 cm<sup>2</sup></p> <p>103 CS68-103003.dxf CS68-103003.dwg</p>

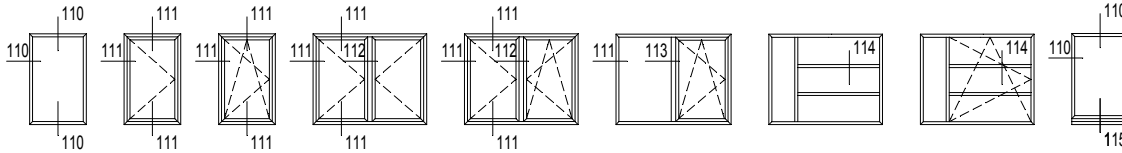




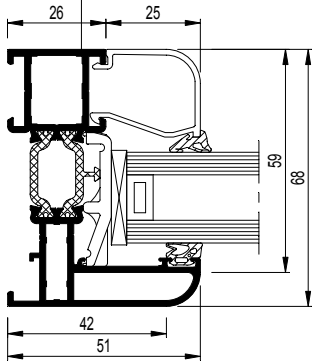
### CS 68 Softline (CS 68-So)

Vaste / opengaande elementen





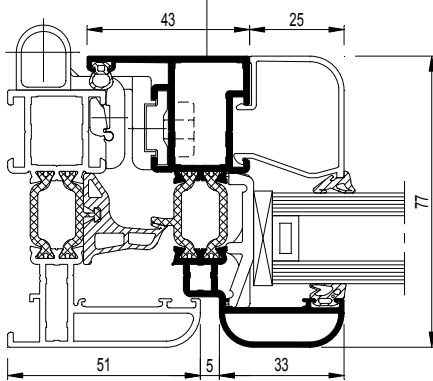
110  
 005.1249.XX



... .dxf  
 ... .dwg



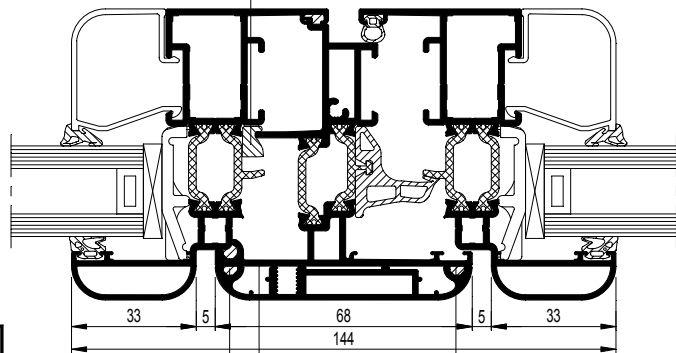
111  
 005.0251.XX



... .dxf  
 ... .dwg



112  
 080.9382.04



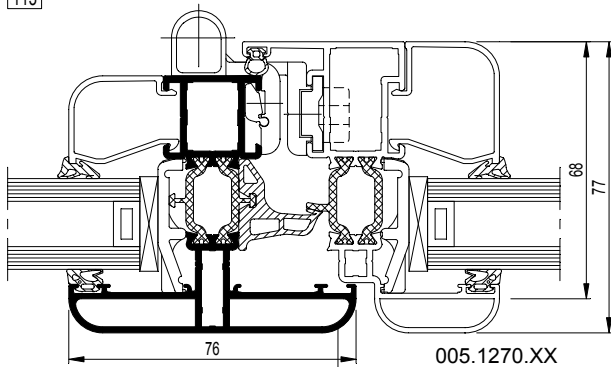
080.9381.04

005.0115.XX

080.9381.04

+ 001.0255.XX

113

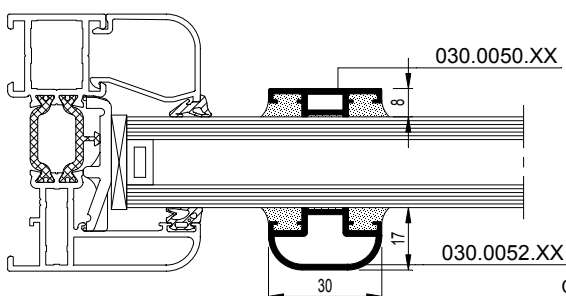


005.1270.XX

... .dxf  
 ... .dwg



114

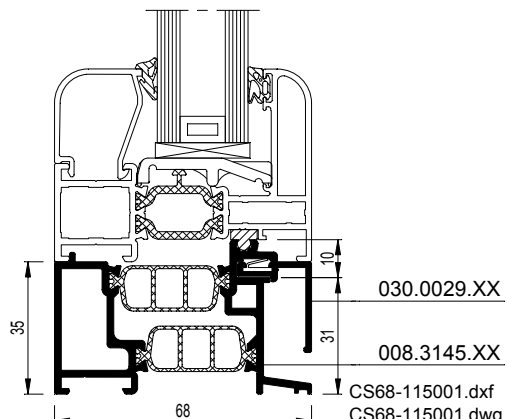


030.0050.XX

030.0052.XX

CS68-114001.dxf  
 CS68-114001.dwg

115

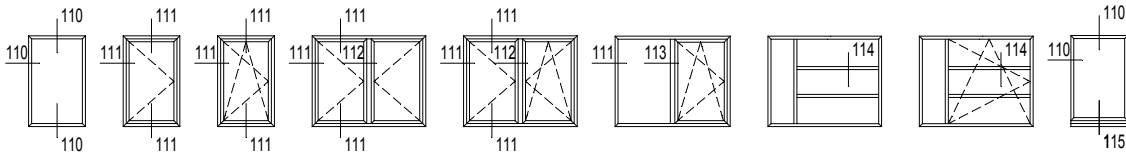


030.0029.XX

008.3145.XX

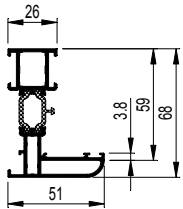
CS68-115001.dxf  
 CS68-115001.dwg





## 005.1249.XX

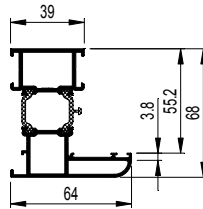
lx = 19.404 cm<sup>2</sup>



110 CS68-110001.dxf  
 CS68-110001.dwg

## 005.1250.XX

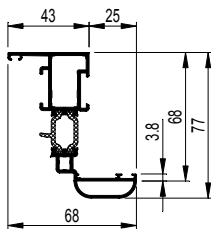
lx = 24.754 cm<sup>2</sup>



110 CS68-110002.dxf  
 CS68-110002.dwg

## 005.0251.XX

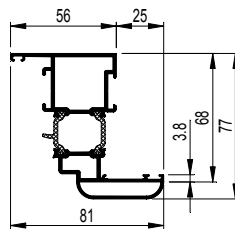
lx = 25.036 cm<sup>2</sup>



111 CS68-111001.dxf  
 CS68-111001.dwg  
 112 CS68-112001.dxf  
 CS68-112001.dwg

## 005.0203.XX

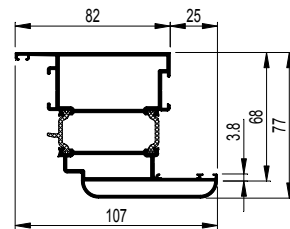
lx = 33.461 cm<sup>2</sup>



111 CS68-111002.dxf  
 CS68-111002.dwg  
 112 CS68-112002.dxf  
 CS68-112002.dwg

## 005.0252.XX

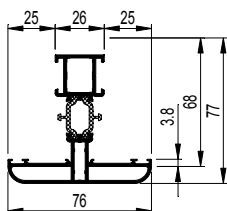
lx = 46.202 cm<sup>2</sup>



111 CS68-111003.dxf  
 CS68-111003.dwg  
 112 CS68-112003.dxf  
 CS68-112003.dwg

## 005.1270.XX

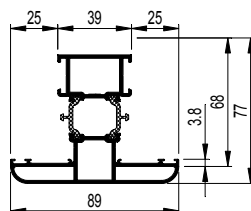
lx = 22.539 cm<sup>2</sup>




113 CS68-113001.dxf  
 CS68-113001.dwg

## 005.1271.XX

lx = 28.416 cm<sup>2</sup>



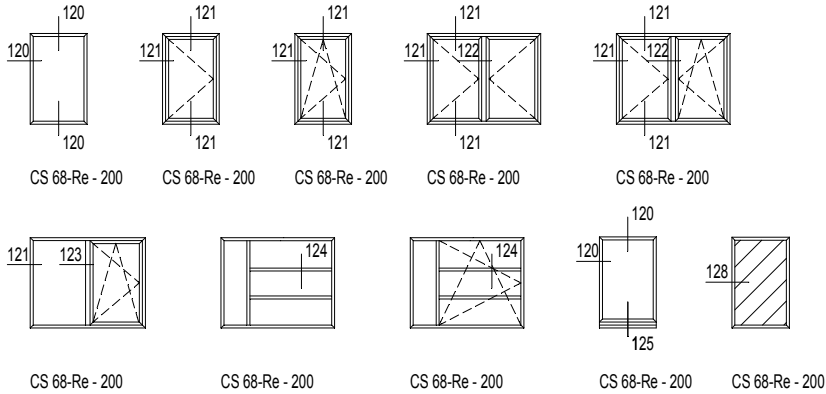
113 CS68-113002.dxf  
 CS68-113002.dwg



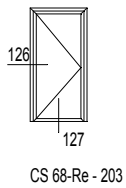


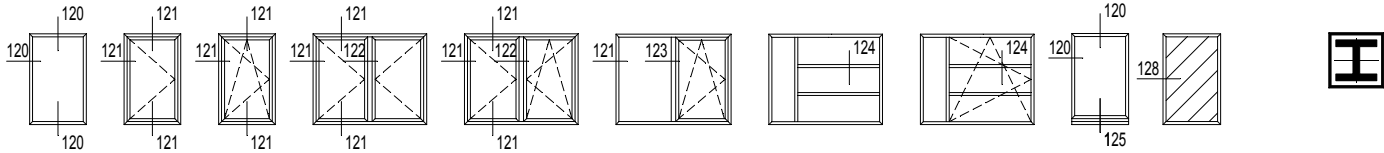
### CS 68 Renaissance (CS 68-Re)

#### Vaste / opengaande elementen



#### Naar buiten draaiende deuren met deurvleugel rondom geperst





**120**

005.1236.XX

... .dxf  
... .dwg

**128**

005.1236.XX

030.0001.XX

CS68-128001.dxf  
CS68-128001.dwg

**121**

005.0202.XX

... .dxf  
... .dwg

**122**

080.9382.04

080.9381.04    005.0115.XX    080.9381.04  
+ 001.0215.XX

**123**

005.1213.XX

... .dxf  
... .dwg

**124**

030.0050.XX

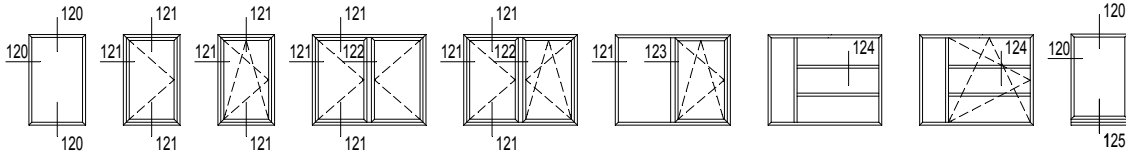
030.0051.XX

CS68-124001.dxf  
CS68-124001.dwg

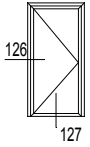
**125**

001.0219.XX  
008.3145.XX

CS68-125001.dxf  
CS68-125001.dwg



<p><b>005.1236.XX</b></p> <p><math>lx = 19.164 \text{ cm}^4</math></p> <p> <span>120</span> CS68-120001.dxf                      CS68-120001.dwg                 </p>	<p><b>005.1216.XX</b></p> <p><math>lx = 24.492 \text{ cm}^4</math></p> <p> <span>120</span> CS68-120002.dxf                      CS68-120002.dwg                 </p>	<p><b>005.0258.XX</b></p> <p><math>lx = 75.023 \text{ cm}^4</math></p> <p> <span>120</span> CS68-120003.dxf                      CS68-120003.dwg                 </p>
<p><b>005.0202.XX</b></p> <p><math>lx = 24.481 \text{ cm}^4</math></p> <p> <span>121</span> CS68-121001.dxf                      CS68-121001.dwg  <span>122</span> CS68-122001.dxf                      CS68-122001.dwg                 </p>	<p><b>005.0292.XX</b></p> <p><math>lx = 32.918 \text{ cm}^4</math></p> <p> <span>121</span> CS68-121002.dxf                      CS68-121002.dwg  <span>122</span> CS68-122002.dxf                      CS68-122002.dwg                 </p>	<p><b>005.0221.XX</b></p> <p><math>lx = 45.698 \text{ cm}^4</math></p> <p> <span>121</span> CS68-121003.dxf                      CS68-121003.dwg  <span>122</span> CS68-122003.dxf                      CS68-122003.dwg                 </p>
<p><b>005.1213.XX</b></p> <p><math>lx = 22.181 \text{ cm}^4</math></p> <p> <span>123</span> CS68-123001.dxf                      CS68-123001.dwg                 </p>	<p><b>005.1220.XX</b></p> <p><math>lx = 28.005 \text{ cm}^4</math></p> <p> <span>123</span> CS68-123002.dxf                      CS68-123002.dwg                 </p>	



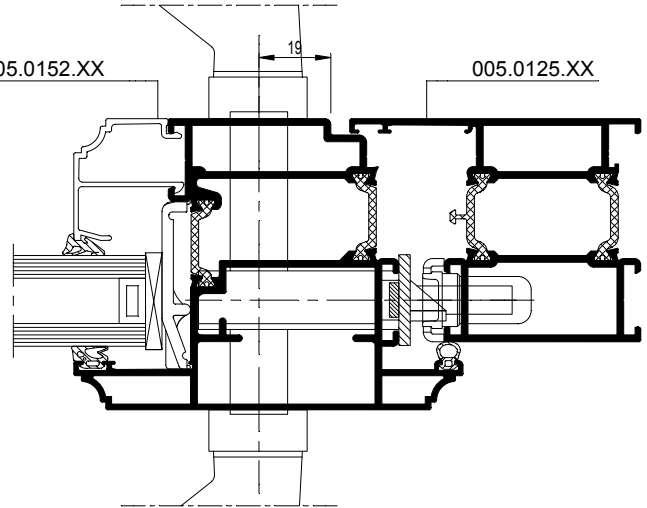
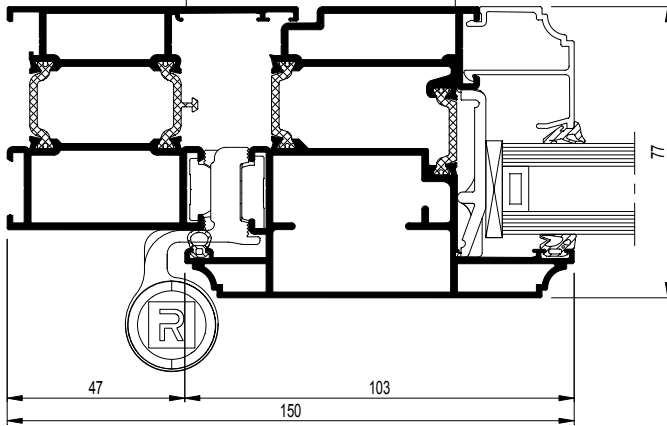
126

005.0125.XX

005.0152.XX

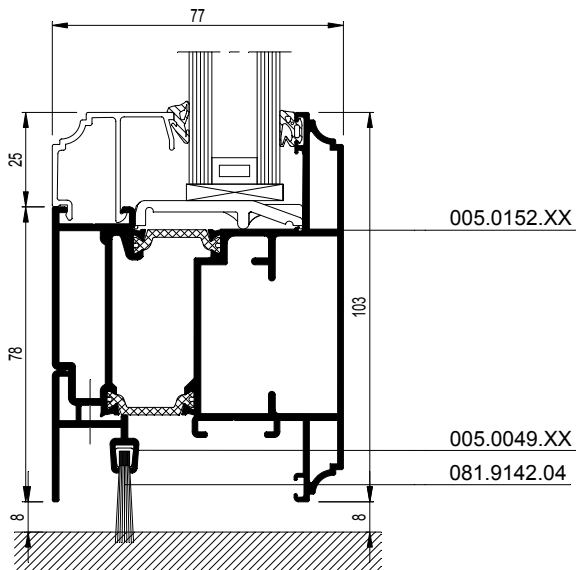
005.0152.XX

005.0125.XX



CS68-126001.dxf  
 CS68-126001.dwg

127

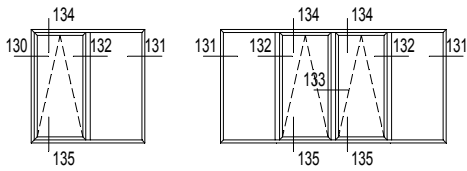


CS68-127001.dxf  
 CS68-127001.dwg



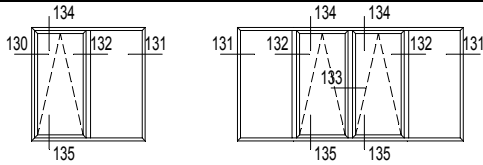
### CS 68 Front (CS 68-Fr)

Schuif-kipdeur

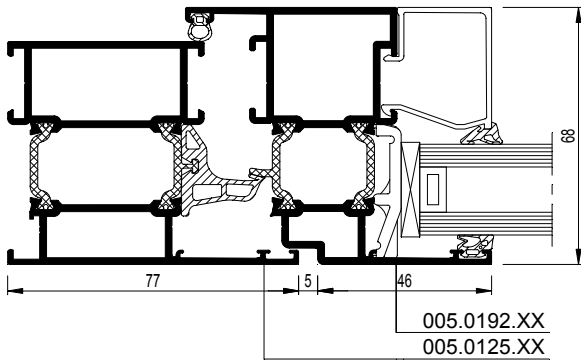


CS 68-Fr - 250  
CS 68-Fr - 251

CS 68-Fr - 250  
CS 68-Fr - 251

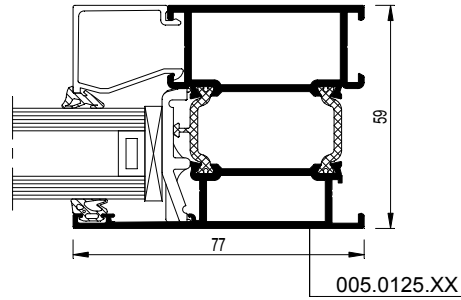


130 11



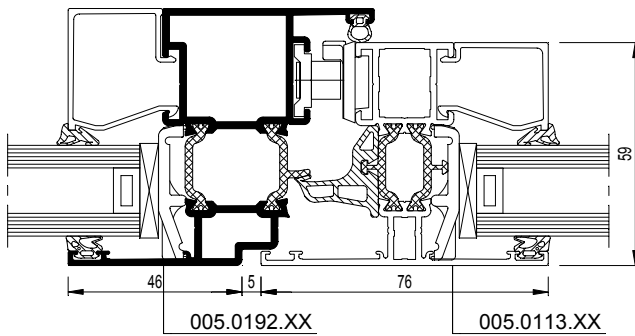
CS68-130001.dxf  
 CS68-130001.dwg

131 1



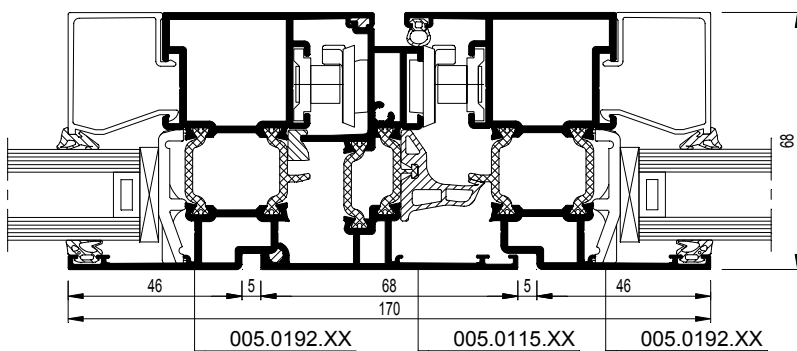
CS68-131001.dxf  
 CS68-131001.dwg

132 21



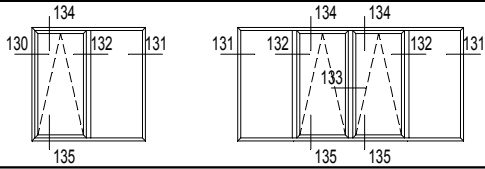
CS68-132001.dxf  
 CS68-132001.dwg

133 12

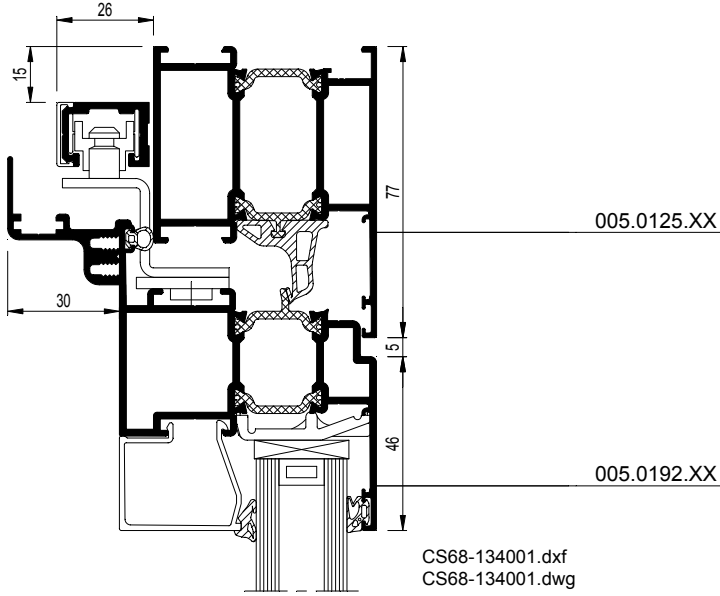


CS68-133001.dxf  
 CS68-133001.dwg

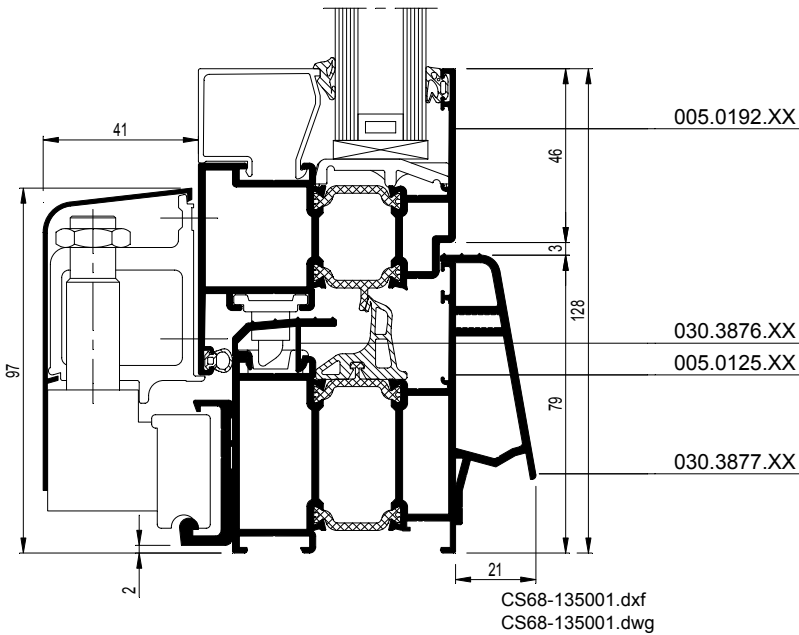





134



135



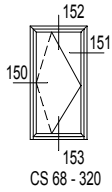


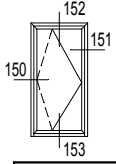


## CS 68 Pivot Door (CS 68-PD)

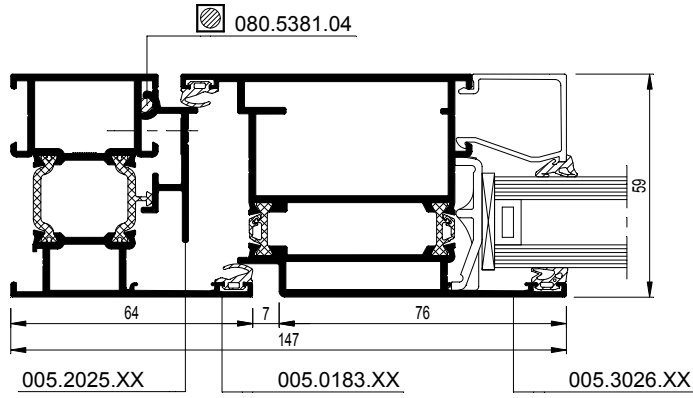
### 1 Deuren

Pivotdeur



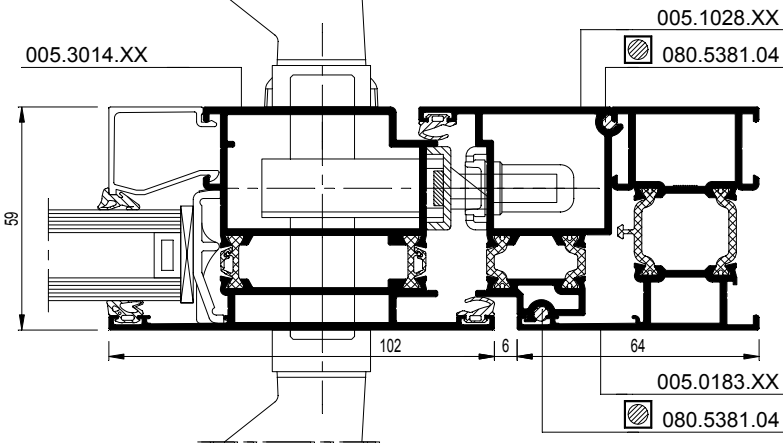


150



CS68-150001.dxf  
 CS68-150001.dwg

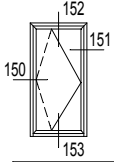
151



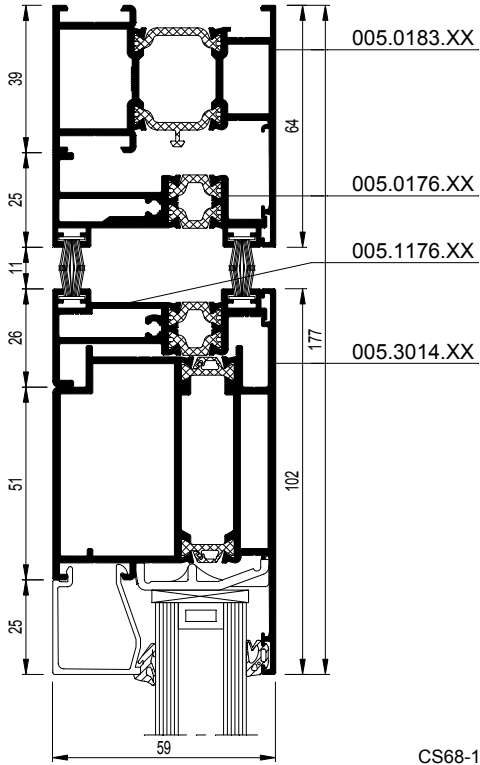
CS68-151001.dxf  
 CS68-151001.dwg

# CS 68-PD

Deuren - Pivotdeur  
Portes - Porte pivotante  
Doors - Pivot door  
Türen - Schwingtür

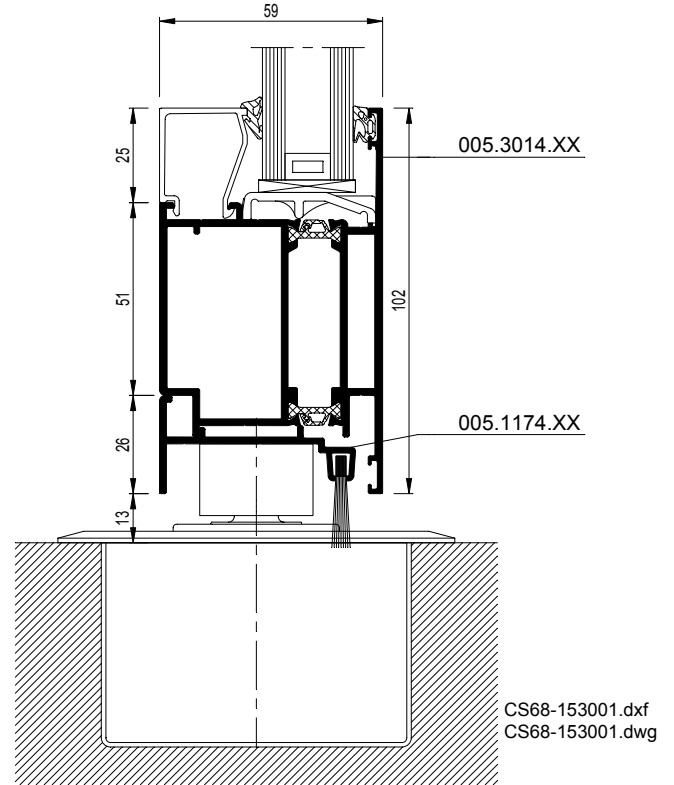


152




CS68-152001.dxf  
CS68-152001.dwg

153



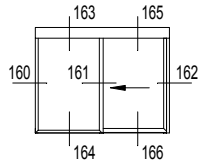
CS68-153001.dxf  
CS68-153001.dwg



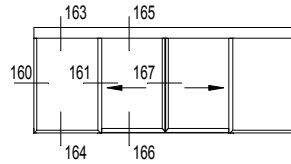


### CS 68 Automatic Sliding Door (CS 68-AD)

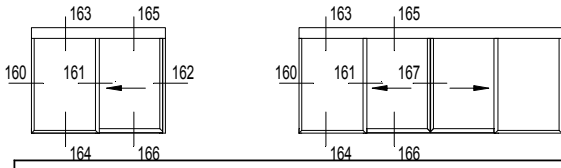
#### Schuifdeuren



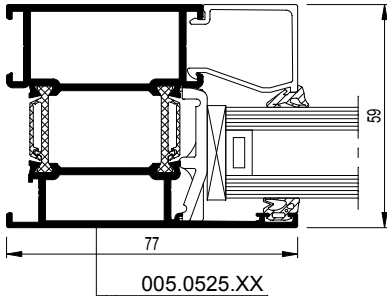
CS 68 - 340



CS 68 - 340



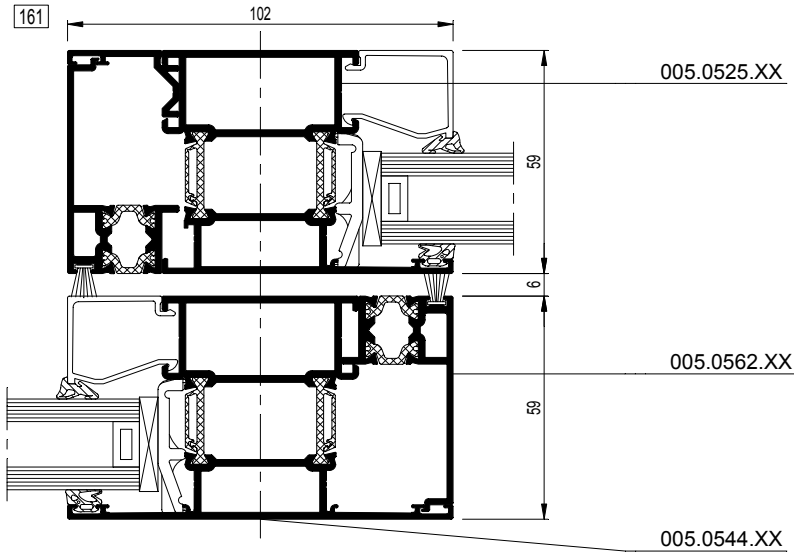
160



005.0525.XX

CS68-160001.dxf  
 CS68-160001.dwg

161



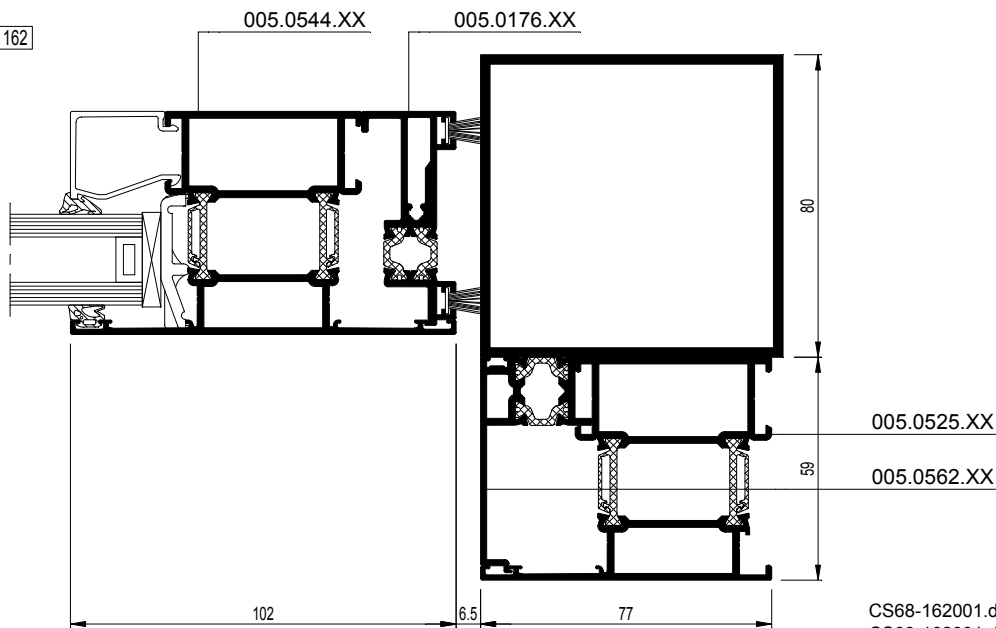
005.0525.XX

005.0562.XX

005.0544.XX

CS68-161001.dxf  
 CS68-161001.dwg

162



005.0544.XX

005.0176.XX

005.0525.XX

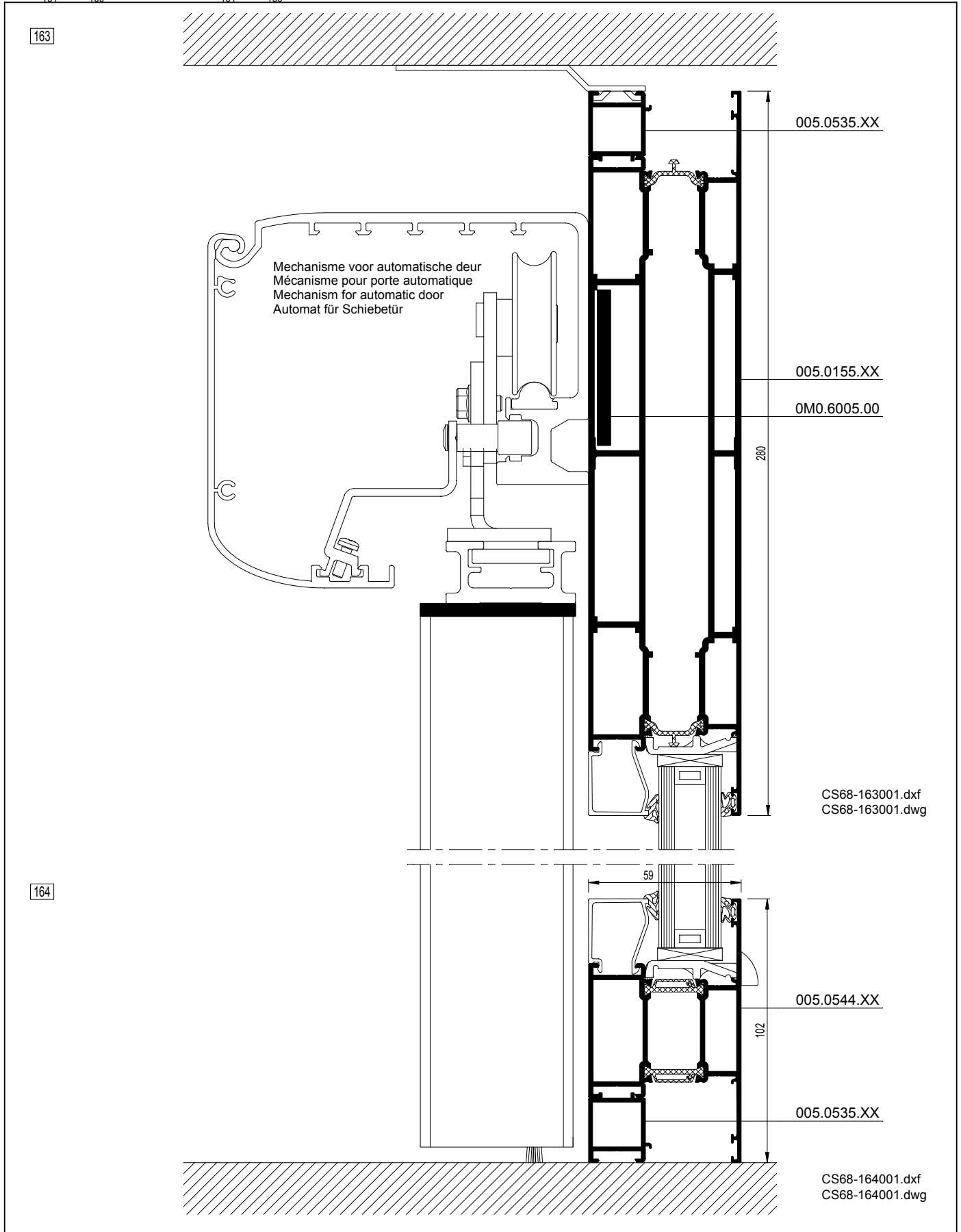
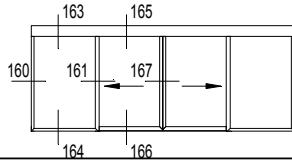
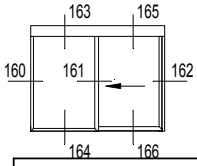
005.0562.XX

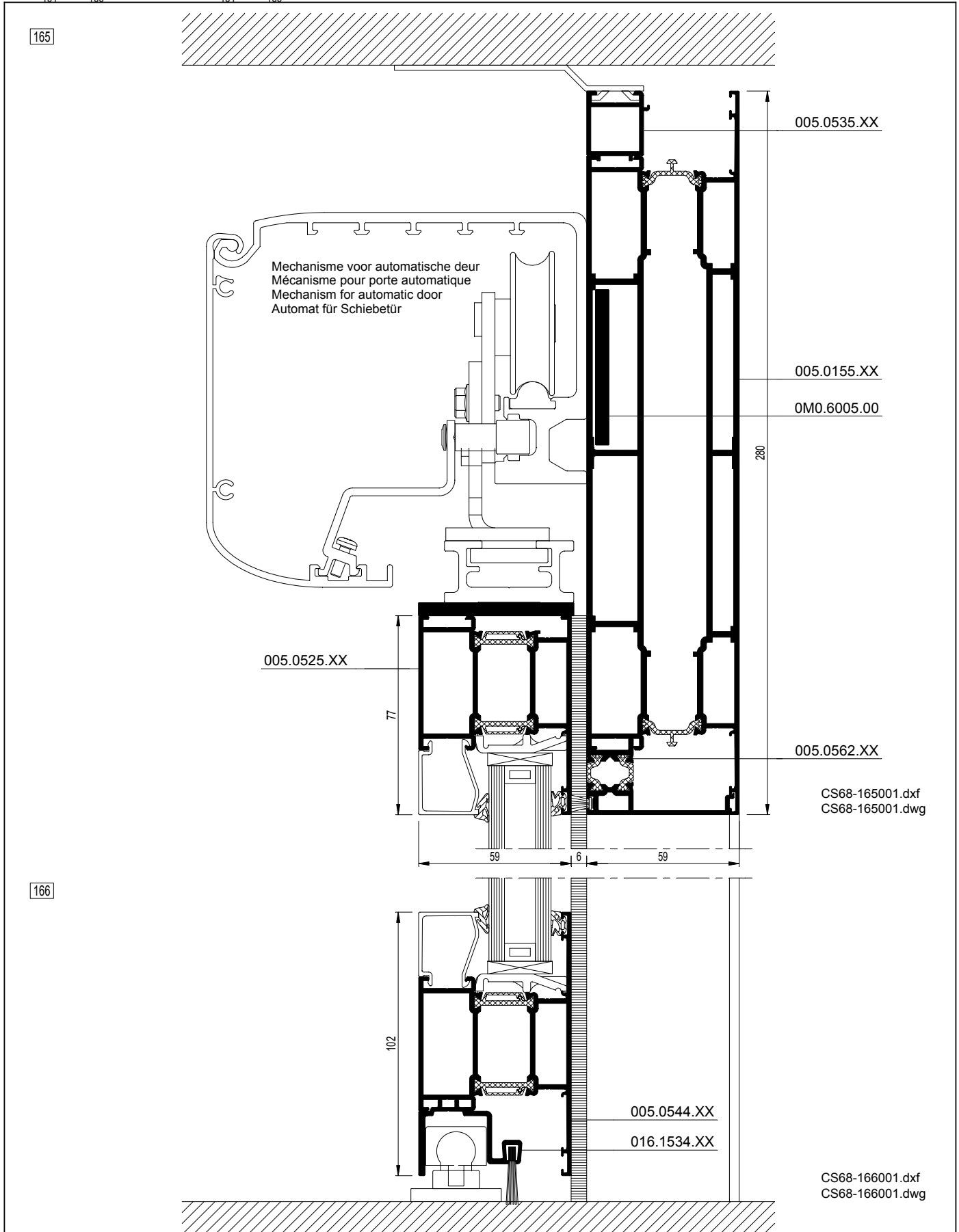
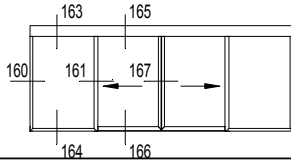
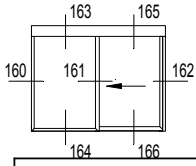
CS68-162001.dxf  
 CS68-162001.dwg



# CS 68-AD

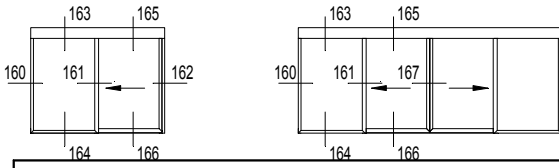
Automatische schuifdeuren  
 Portes coulissantes automatiques  
 Automatic sliding door  
 Automatische Schiebetüren



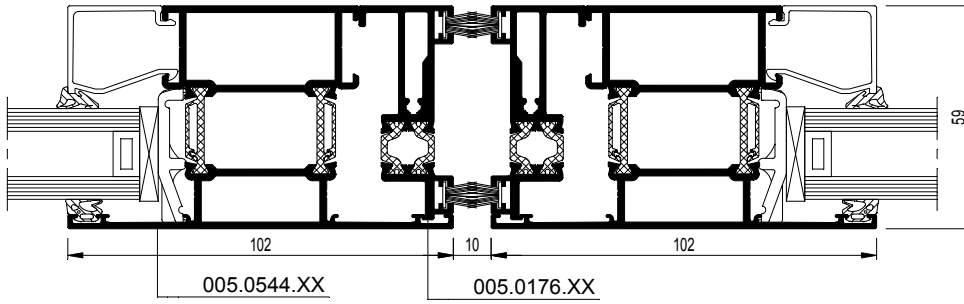


# CS 68-AD


Automatische schuifdeuren  
Portes coulissantes automatiques  
Automatic sliding door  
Automatische Schiebetüren



167




CS68-167001.dxf  
CS68-167001.dwg





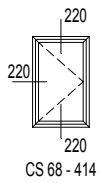
### CS 68 Anti-burglary Proof (CS 68-AP)

#### Overzicht testrapporten

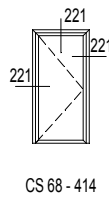
 Testen uitgevoerd volgens norm NEN 5096 + ENV 1627  
NEN  
CS 68 - 400

#### Opengaande elementen NEN

##### Ramen




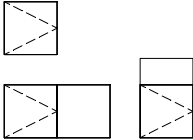
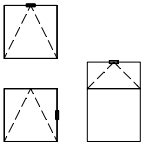
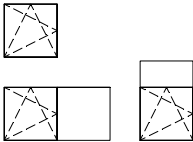
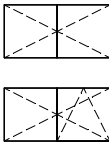
##### Deuren









## WK II

### RAMEN / FENETRES / WINDOWS / FENSTER











































TYPE OF ELEMENT	SYSTEM	STANDARD	REPORT NUMBER
	CS 68	ENV 1627 NEN 5096	KOMO Certificate 09.11.104.06 <span style="border: 1px solid black; padding: 1px;">Du</span>
	CS 68	ENV 1627 NEN 5096	KOMO Certificate 09.11.104.06 <span style="border: 1px solid black; padding: 1px;">Du</span>
	CS 68	ENV 1627 NEN 5096	KOMO Certificate 09.11.104.06 <span style="border: 1px solid black; padding: 1px;">Du</span>
	CS 68	ENV 1627 NEN 5096	KOMO Certificate 09.11.104.06 <span style="border: 1px solid black; padding: 1px;">Du</span>
	CS 68	ENV 1627 NEN 5096	KOMO Certificate 09.11.104.06 <span style="border: 1px solid black; padding: 1px;">Du</span>

## WK II

### RAAMDEUREN / PORTE-FENETRES / WINDOWS-DOORS / FENSTERTUEREN

TYPE OF ELEMENT	SYSTEM	STANDARD	REPORT NUMBER
	CS 68	ENV 1627 NEN 5096	KOMO Certificate 09.11.104.06 <span style="border: 1px solid black; padding: 1px;">Du</span>
	CS 68	ENV 1627 NEN 5096	KOMO Certificate 09.11.104.06 <span style="border: 1px solid black; padding: 1px;">Du</span>
	CS 68	ENV 1627 NEN 5096	KOMO Certificate 09.11.104.06 <span style="border: 1px solid black; padding: 1px;">Du</span>
	CS 68	ENV 1627 NEN 5096	KOMO Certificate 09.11.104.06 <span style="border: 1px solid black; padding: 1px;">Du</span>



ANTI-BURGLAR PROF.	ANTI-BURGLAR ACC.	SUPPLIER	MIN/MAX CERT. DIMENSION (*)	
			FBmin: 250MM FHmin: 150MM	FBmax: --- FHmax: ---
	 	Sobinco	FBmin: 450MM FHmin: 700MM	FBmax: 1600MM FHmax: 2200MM
	 	Siegenia	FBmin: 1200MM FHmin: 1280MM	FBmax: 1440MM FHmax: 1536MM
	 	Sobinco	FBmin: 700MM FHmin: 450MM	FBmax: 1800MM FHmax: 1200MM
	 	Siegenia	FBmin: 1200MM FHmin: 1280MM	FBmax: 1440MM FHmax: 1536MM
	 	Sobinco	FBmin: 500MM FHmin: 700MM	FBmax: 1600MM FHmax: 2200MM
	 	Siegenia	FBmin: 1200MM FHmin: 1280MM	FBmax: 1440MM FHmax: 1536MM
	 	Sobinco	FBmin: 450MM FHmin: 700MM	FBmax: 2578MM FHmax: 1489MM
	 	Sobinco Sobinco	FBmin: ---MM FHmin: ---MM	FBmax: 1030MM FHmax: 2600MM
	 	Fapim Sobinco		
	  	Sobinco Sobinco	FBmin: ---MM FHmin: ---MM	FBmax: 1250MM FHmax: 2700MM
	 	Fapim Sobinco		
	 	Sobinco Sobinco	FBmin: ---MM FHmin: ---MM	FBmax: 1030MM FHmax: 2600MM
	 	Fapim Sobinco		
	  	Sobinco Sobinco	FBmin: ---MM FHmin: ---MM	FBmax: 1250MM FHmax: 2700MM
	 	Fapim Sobinco		



WK II

DEUREN / PORTES / DOORS / TUEREN  
 TYPE OF ELEMENT

SYSTEM

STANDARD

REPORT NUMBER



CS 68

ENV 1627  
 NEN 5096

KOMO Certificate  
 09.11.104.06  
 Du



CS 68

ENV 1627  
 NEN 5096

KOMO Certificate  
 09.11.104.06  
 Du



CS 68

ENV 1627  
 NEN 5096

KOMO Certificate  
 09.11.104.06  
 Du



CS 68






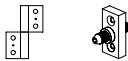


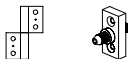


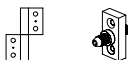
ENV 1627  
 NEN 5096

KOMO Certificate  
 09.11.104.06  
 Du





NEN

ANTI-BURGLAR PROF.	ANTI-BURGLAR ACC.	SUPPLIER	MIN/MAX CERT. DIMENSION (*)	
		Sobinco Sobinco	FBmin: ---MM FHmin: ---MM	FBmax: 1030MM FHmax: 2600MM
		Dr. Hahn		
		Sobinco Sobinco Sobinco	FBmin: ---MM FHmin: ---MM	FBmax: 1250MM FHmax: 2700MM
		Dr. Hahn Dr. Hahn		
		Sobinco Sobinco	FBmin: ---MM FHmin: ---MM	FBmax: 1030MM FHmax: 2600MM
		Dr. Hahn Dr. Hahn		
		Sobinco Sobinco Sobinco	FBmin: ---MM FHmin: ---MM	FBmax: 1250MM FHmax: 2700MM
		Dr. Hahn Dr. Hahn		

(\*) Min/max afmetingen geldig voor beslag inbouw,  
Min/max afmetingen in functie van het systeem

(\*) Dimensions min./max. valables pour l'encastrement d'accessoires,  
Dimensions min./max. en fonction du système

(\*) Min- and max. sizes valid for building in of accessories,  
Min- and max. sizes in function of the system

(\*) Minimal- und maximalabmessungen für Einbau von Zubehör,  
Minimal- und Maximalabmessungen in funktion von System



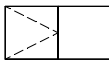




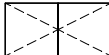
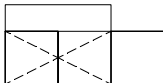
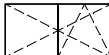
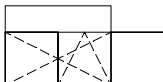
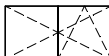
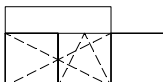


system catalog  
catalogue système  
system catalogue  
system katalog

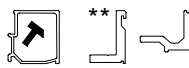
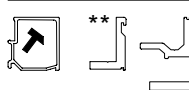

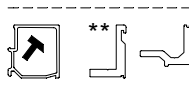
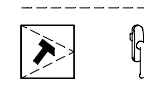
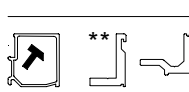











WK II

RAMEN / FENETRES / WINDOWS / FENSTER

TYPE OF ELEMENT	SYSTEM	STANDARD	REPORT NUMBER
	CS 68 CS 68-HV CS 68-Re CS 68-So	DIN V ENV 1627	IFT Rosenheim Prüfbericht Nr. 255 24 700 Rev.1
	CS 68 CS 68-HV CS 68-Re CS 68-So	DIN V ENV 1627	IFT Rosenheim Prüfbericht Nr. 255 24 700 Rev.1
			
	CS 68 (CS 77)	DIN V ENV 1627	PIV 23-7/04E 23-5/04
	CS 68 CS 68-HV CS 68-Re CS 68-So	DIN V ENV 1627	IFT Rosenheim Prüfbericht Nr. 255 24 700 Rev.1
			
	CS 68 (CS 77)	DIN V ENV 1627	PIV 23-7/04E 23-5/04
	CS 68 (CS 77)	ENV 1627	PIV 23-7/04E 23-5/04
			
	CS 68 (CS 77)	ENV 1627	PIV 23-7/04E 23-5/04
			
	CS 68 (CS 77)	ENV 1627	PIV 23-7/04E 23-5/04
			



ANTI-BURGLAR PROF.	ANTI-BURGLAR ACC.	SUPPLIER	MIN/MAX CERT. DIMENSION (*)	
			Fbmin: 840MM Fhmin: 896MM	Fbmax: 1320 Fhmax: 1408
		Siegenia	Fbmin: 840MM Fhmin: 896MM	Fbmax: 1320MM Fhmax: 1408MM
		Sobinco Chrono	Fbmin: 800MM Fhmin: 500MM	Fbmax: 2400MM Fhmax: 1400MM
		Siegenia	Fbmin: 840MM Fhmin: 896MM	Fbmax: 1320MM Fhmax: 1408MM
		Sobinco Chrono	Fbmin: 800MM Fhmin: 500MM	Fbmax: 2400MM Fhmax: 1400MM
		Sobinco Chrono	Fbmin: 800MM Fhmin: 500MM	Fbmax: 2400MM Fhmax: 1400MM
		Sobinco Chrono	Fbmin: 800MM Fhmin: 500MM	Fbmax: 2400MM Fhmax: 1400MM
		Sobinco Chrono	Fbmin: 800MM Fhmin: 500MM	Fbmax: 2400MM Fhmax: 1400MM

\*\* enkel siliconenbeglazing  
seulement vitrage silicone  
only silicone glazing  
nur Silikonverglasung



ENV

WK II

RAMEN / FENETRES / WINDOWS / FENSTER

TYPE OF ELEMENT

SYSTEM

STANDARD

REPORT NUMBER



CS 68

DIN V ENV 1627

IFT Rosenheim Prüfbericht  
 Nr. 255 24 701 Rev.1



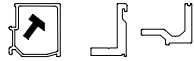
CS 68

DIN V ENV 1627

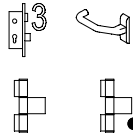
IFT Rosenheim Prüfbericht  
 Nr. 255 24 701 Rev.1



ANTI-BURGLAR PROF.



ANTI-BURGLAR ACC.



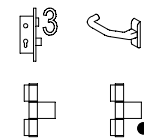
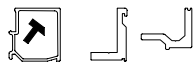
SUPPLIER

Sobinco Sobinco

Dr. Hahn

MIN/MAX CERT. DIMENSION (\*)

Fbmin: 700MM Fbmax: 1100MM  
 Fhmin: 1470MM Fhmax: 2310MM



Sobinco Sobinco

Dr. Hahn

Fbmin: 700MM Fbmax: 1100MM  
 Fhmin: 1470MM Fhmax: 2310MM

(\* ) Min/max afmetingen geldig voor beslag inbouw,  
 Min/max afmetingen in functie van het systeem

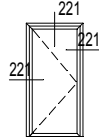
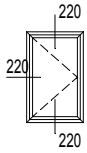
(\* ) Dimensions min./max. valables pour l'encastrement d'accessoires,  
 Dimensions min./max. en fonction du système

(\* ) Min- and max. sizes valid for building in of accessories,  
 Min- and max. sizes in function of the system

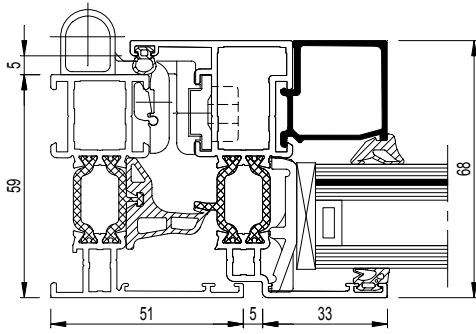
(\* ) Minimal- und maximalabmessungen für Einbau von Zubehör,  
 Minimal- und Maximalabmessungen in funktion von System



system catalog  
 catalogue système  
 system catalogue  
 system katalog

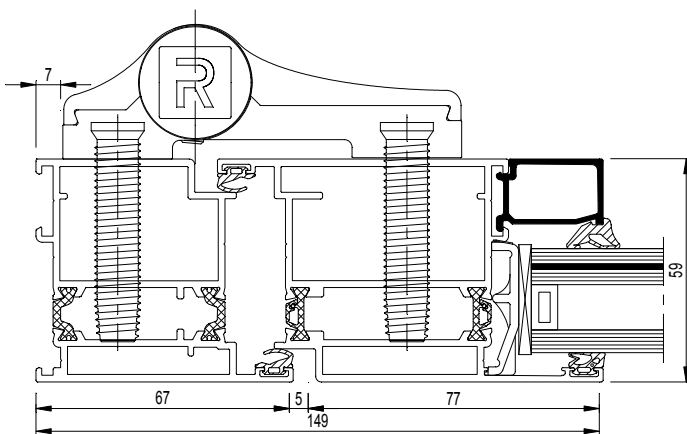


220

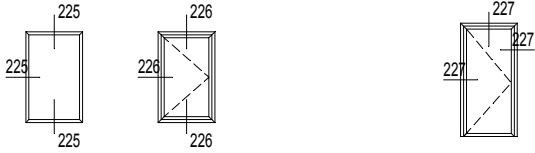


CS68-220001.dxf  
CS68-220001.dwg

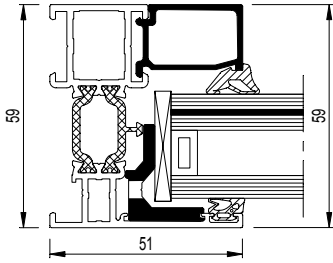
221



CS68-221001.dxf  
CS68-221001.dwg

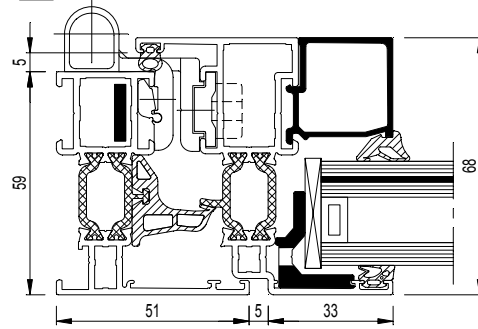


225



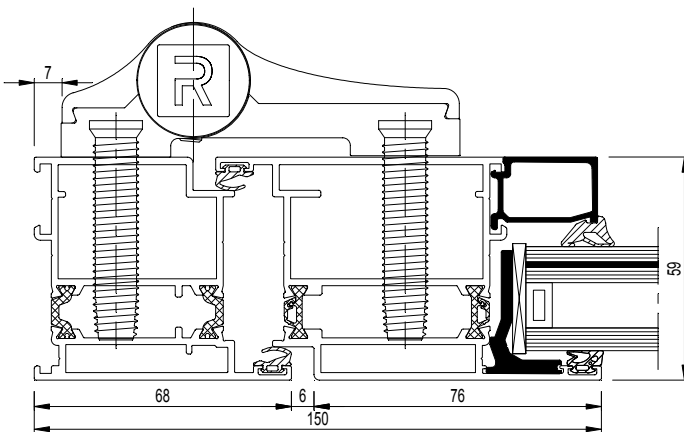
CS68-225001.dxf  
 CS68-225001.dwg

226



CS68-226001.dxf  
 CS68-226001.dwg

227



CS68-227001.dxf  
 CS68-227001.dwg







### Koppelingen met andere systemen

CW 50 - CS 68

CW 50 - CS 68-HV

CP 130

CP 130-LS

CP 155

CR 120

CS 68 - CN002

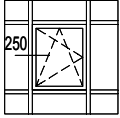
CS 68 - CN002

CS 68 - CN004

CS 68 - CN004

CS 68 - CN005

CS 68 - CN006



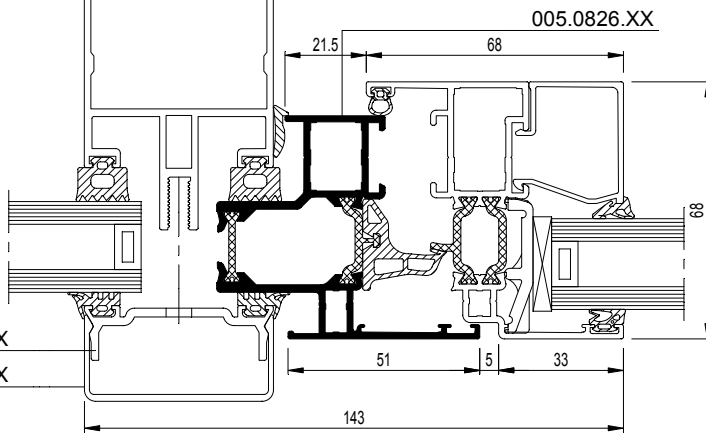
## CW 50 - CS 68

250

034.1501.XX

034.2534.XX

034.0538.XX



CS68-250001.dxf  
 CS68-250001.dwg

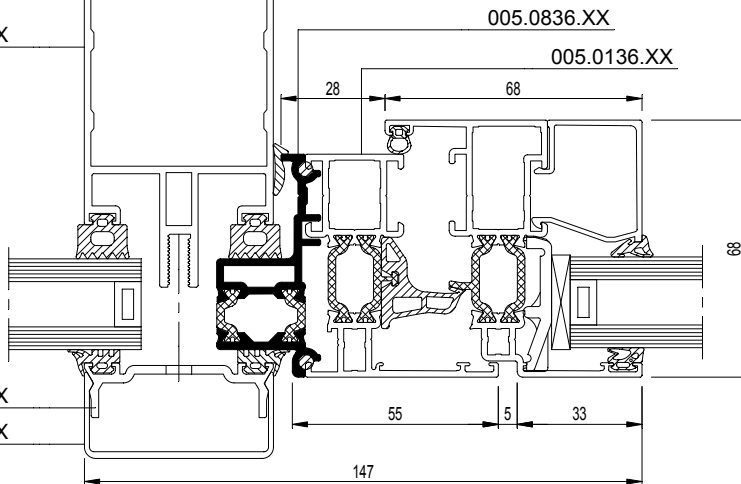
## CW 50 - CS 68

250

034.1501.XX

034.2534.XX

034.0538.XX



CS68-250004.dxf  
 CS68-250004.dwg

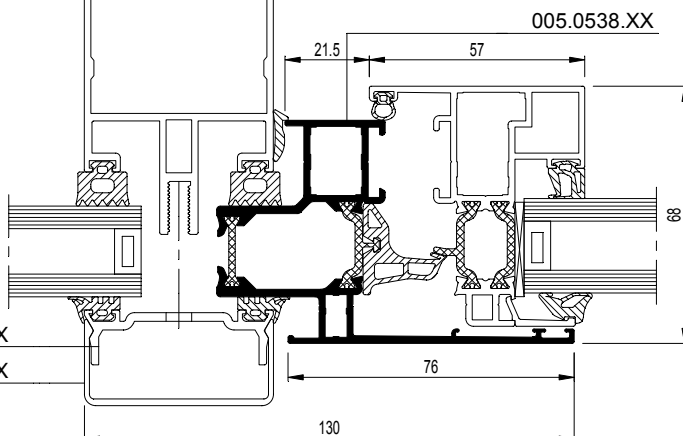
## CW 50 - CS 68 HV

250

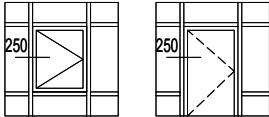
034.1501.XX

034.2534.XX

034.0538.XX



CS68-250002.dxf  
 CS68-250002.dwg



## CW 50 - CS 68

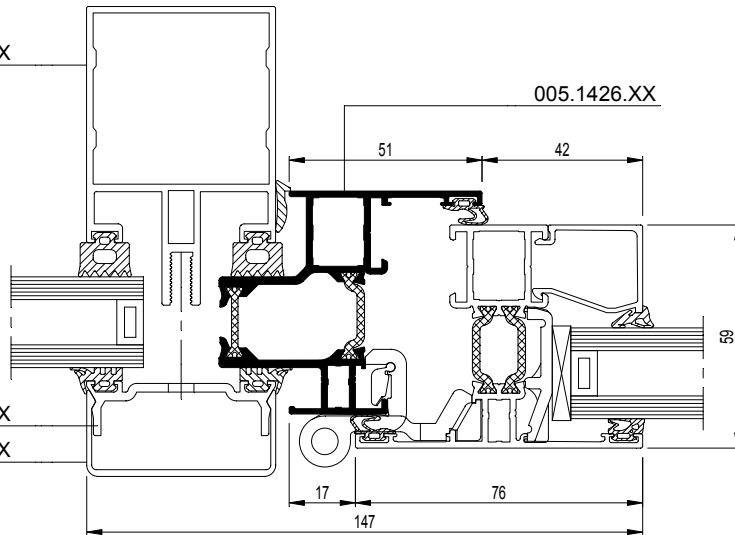
250

034.1501.XX

005.1426.XX

034.2534.XX

034.0538.XX



CS68-250003.dxf  
 CS68-250003.dwg

## CW 50 - CS 68

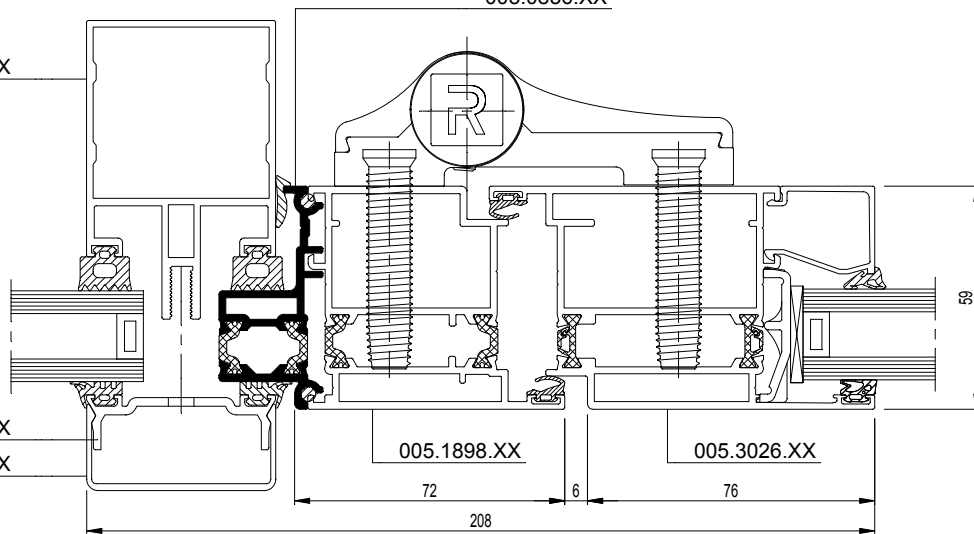
250

034.1501.XX

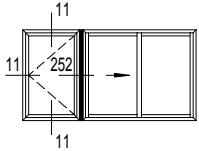
005.0836.XX

034.2534.XX

034.0538.XX

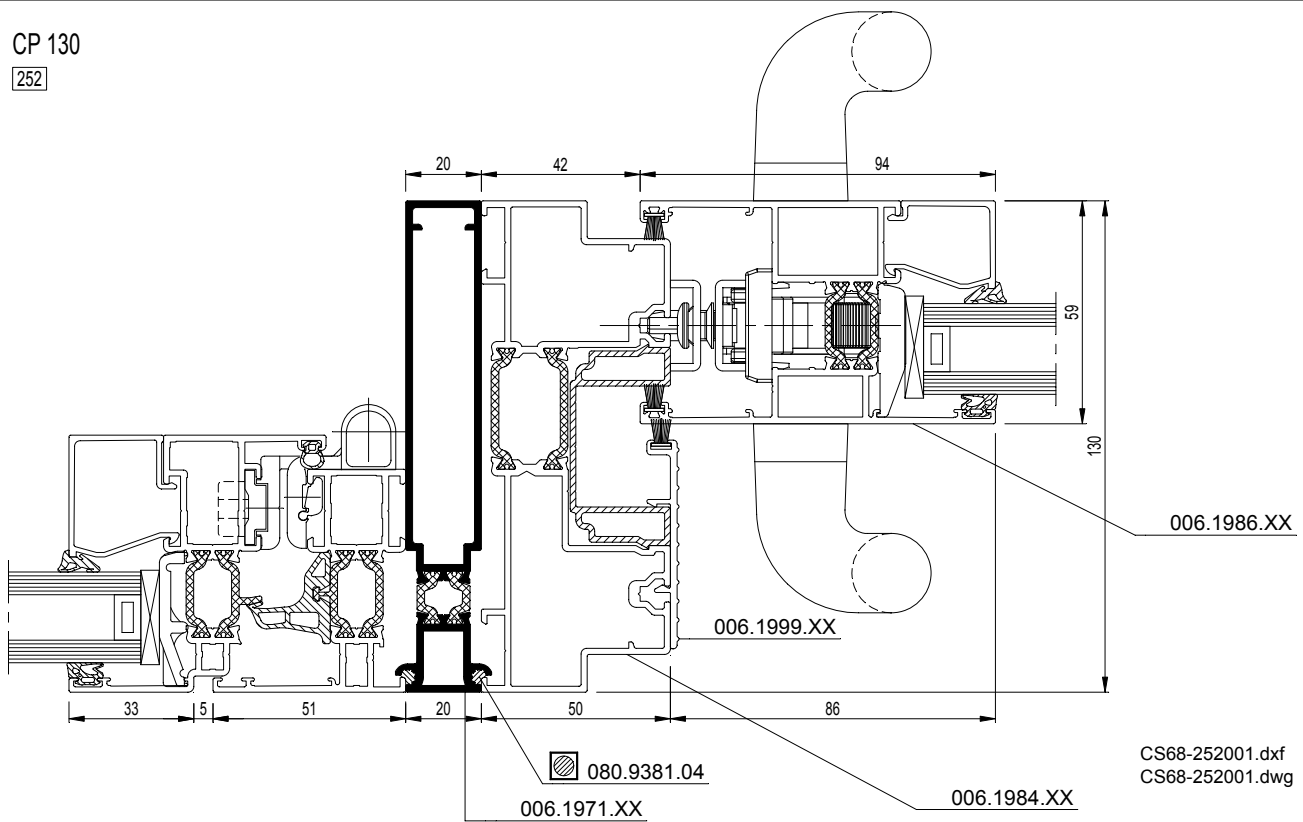


CS68-250005.dxf  
 CS68-250005.dwg



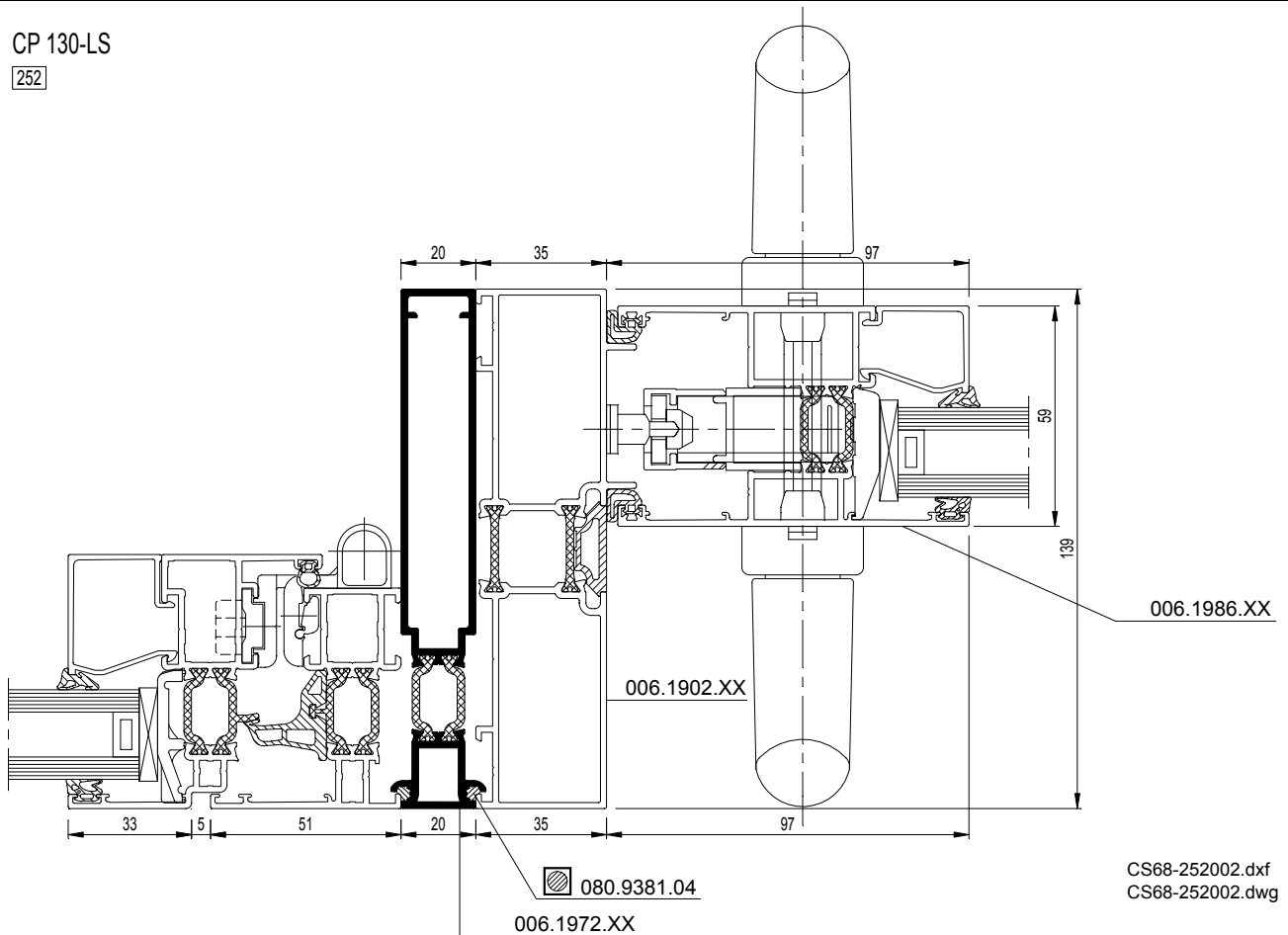
## CP 130

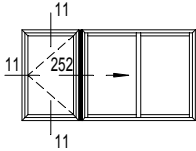
252



## CP 130-LS

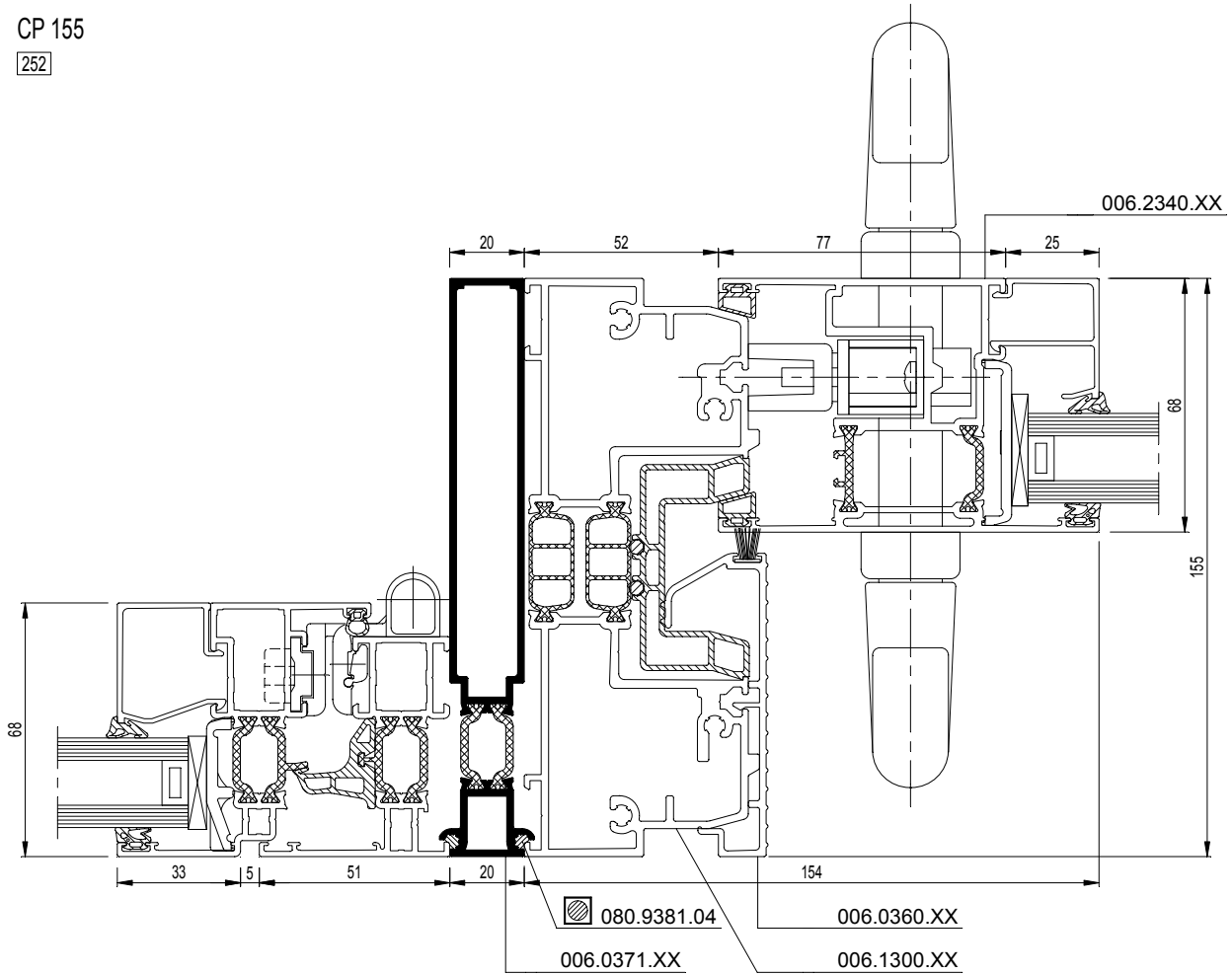
252



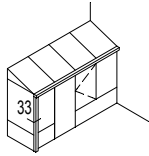
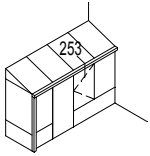


CP 155

252



CS68-252004.dxf  
 CS68-252004.dwg



253

